Health & Nutrition Dashboard

Uganda Refugee Response Plan (RRP) 2026-2030

Reporting Quarter

Q1 2026

Sector overview

Vision

The Public Health and Nutrition Sector Strategy of the Uganda Country Refugee Response Plan 2026-2030 envision a country where refugees, and host communities of all ages have healthy lives, and their well-being is promoted in line with Sustainable Development Goal 3. The strategy aims to improve quality access, comprehensive health and nutrition services for new arrivals, refugees in settlements, and the surrounding host communities. It is aligned with the Ministry of Health Strategic Plan II 2025/26 - 2029/30, the Health Subprogram Integrated refuge response plan 2025/26 - 2029/30 and the Program Implementation Action Plan for the Human Capital Development program of the National Development plan IV 2025-2030.

Analysis of results

The report summarizes Q1 (Jan-Mar) sector achievements across the key result areas and outputs.

Emergency and Outbreak response

Global Acute malnutrition levels had slightly elevated at the end of March 2026 at Nyumanzi (8.6%), Nyakabande (7.3%), Matanda (8.3%), Kabazana (25%), and Kiryandongo (14.6%) though none of the transit centers and reception centers had exceeded critical levels. 20 children were treated for SAM, 91 children for MAM, and 26 women for acute malnutrition at Nyakabande, Nyumanzi, Kabazana, Matanda, and Kiryandongo reception/transit centers.

There has been a protracted measles outbreak in Kiryandongo settlement since September 2025. Cumulatively, 169 cases (13 Refugees, 156 hosts). 37 new cases were identified, of which 4 were refugees, and all have been successfully treated. Only 2 cases remained active on treatment and no death reported.

Access to Primary Health care Services

Overall Under-five (0.09) and Crude mortality (0.03) rates remained with acceptable thresholds. 301,265 consultations (216,910 ,72% Refugees and 84,354, 28% Host) were reported at OPD of which 5,194 mental health consultations were registered, 53% due to epilepsy. The consultation per clinician per day was at 52. 9,711 live births (5,380 Refugees, 4,292 Host) were conducted at the facilities with a 97% skilled birth attendance.

In the refugee settlements, 59,267 children under 5 years underwent growth monitoring and promotion (GMP) at the different facilities during Expanded programme immunization and other facility visits, with only 3.2% of the children found to be underweight, 72.5% refugee and 27.4% national. During the same period, 111,778 children were screened with MUAC for malnutrition at the different facilities in the settlements, and of those, 1.2% had SAM, and 3.0% had MAM. 6293 children below 5 years and 2135 pregnant and breastfeeding women were identified with acute malnutrition and successfully treated. Of all children treated, 36.7% and 63.3% had SAM and MAM respectively. Ministry of Health, with support from UNICEF, District Local Governments, and partners, conducted mass nutrition screening across refugee hosting districts including settlements. Findings indicate GAM of 1.69%, SAM of 0.76%, and MAM of 0.94% across all refugee hosting districts. The mass screening data is based on only MUAC. 2,654 children received measles vaccinations on arrival.

Referral Services

1,493 referrals were made to secondary and tertiary facilities. This is lower compared to the Q4 2025 results where 2,767 referral were registered.

Integration into National Health system

By the end of the reporting period, services were accessed through 103 health facilities; 14 are reception and transit centre-based facilities serving new arrivals and 89 settlement-based facilities. 75 (about 92%) facilities are coded while, while 7, Bidibidi (4), Rhino camp (1), Imvepi (1) and Kyaka II (1) are eligible but awaiting coding. The DLGs provided 666 of the available 1,347 human resources for health. The 163 available VHTs were all partners supported. Medicines and supplies were received through National Medical Stores and buffer procurements.

Challenges

- By the end of the quarter there were only about half of the required HRH providing services, only 8% of the required community health workforce.
- 6 health posts were closed due to HRH shortages.
- Scale down in nutrition services, community health outreach, the availability of medicines, and the funding needed to support referral services.
- Increased number of outbreaks, Cholera, Mpox and measles strained the already limited resources available.
- Surge in malnutrition among new arrivals at transit centers and reception centers.

The Sector Priorities for Q2 2026

- Resource mobilization to fund critical HRH, Community health and medicines gaps.
- Strengthen nutrition response activities with special focus on the new arrivals
- Strengthen outbreak response for cholera & measles.
- Conduct the Food Security and Nutrition Assessment to inform Nutrition Response activities.

Achievement data source: HMIS/IRHIS (reported by sector lead)
Author: UNHCR representation in Uganda
Sector contact: Dr. Brian Luswata (Ministry of Health) luswata.b@mhu.go.ug +256782626862
Dr. Ronald Nyakoojo (UNHCR) nyakoojo@unhcr.org +256783365587
Feedback: ugakaimug@unhcr.org
For more info: www.ugandarefugees.org
Published: June 2026

Health & Nutrition Dashboard

Uganda Refugee Response Plan (RRP) 2026-2030

Reporting Quarter
Q1 2026

OUTPUT 1.1: Emergency health, nutrition and outbreak response services provided

Indicator	*Actual*	*Target/Standard*
Under-5 mortality rate per 1,000 children per month		
- Congolese Refugees	0.10	1.5
- South Sudanese Refugees	0.13	1.5
- Other refugees	0.18	1.5



Global Acute Malnutrition rate		
- Congolese Refugees	4.8%	5%
- South Sudanese Refugees	9.3%	5%
- Other refugees	6.7%	5%

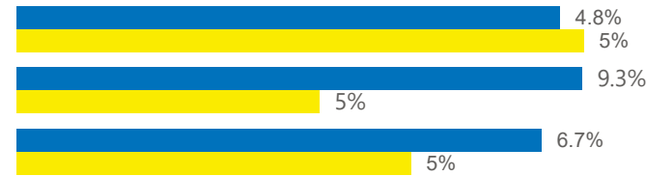

Consultations per clinician per day		
- Congolese Refugees	65	50.0
- South Sudanese Refugees	62	50.0
- Other refugees	67	50.0

Mortality causes

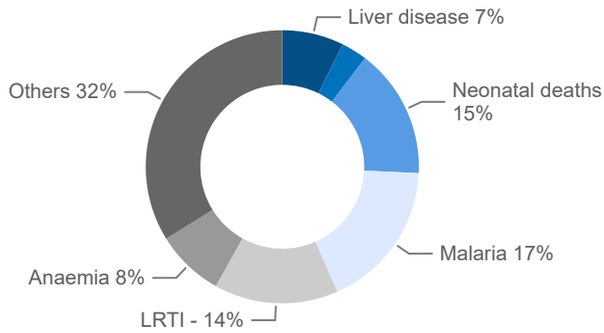

Morbidity causes

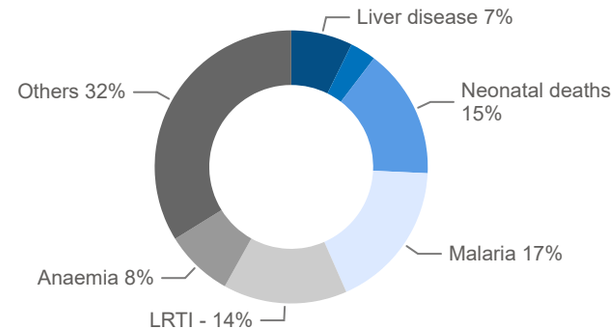

Under-5 mortality rate per 1,000 population

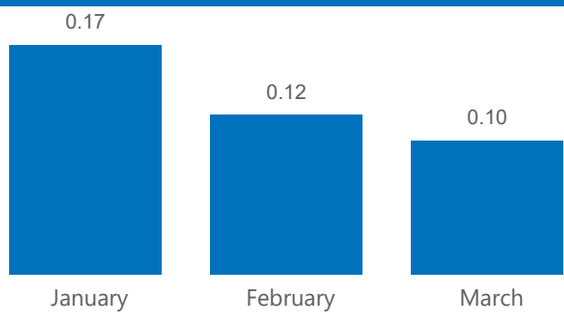

Measles vaccination coverage

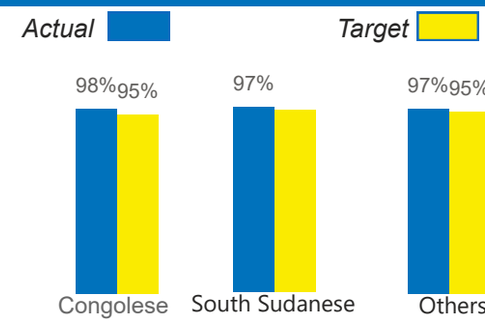

Achievement data source: HMIS/IRHIS (reported by sector lead)
Sector contact: Dr. Brian Luswata (Ministry of Health) luswata.b@mhu.go.ug +256782626862
Author: UNHCR representation in Uganda
Dr. Ronald Nyakoojo (UNHCR) nyakoojo@unhcr.org +256783365587
Feedback: ugakaimug@unhcr.org
For more info: www.ugandarefugees.org
Published: June 2026

Health & Nutrition Dashboard

Uganda Refugee Response Plan (RRP) 2026-2030

Reporting Quarter
Q1 2026

OUTPUT 1.2: Access to primary health care services, including community health services, immunization, IMCI, SRH/TB/HIV, Nutrition, NCDs, MHPSS supported

Indicator	*Actual*	*Target/Standard*
Proportion of rape survivors who received PEP within 72 hours of incidence		
- Congolese Refugees	100%	100%
- South Sudanese Refugees	71%	100%
- Other refugees	100%	100%
Skilled birth attendance		
- Congolese Refugees	97%	95%
- South Sudanese Refugees	91%	95%
- Other refugees	93%	95%
Number of mental health consultations		
- Congolese Refugees	1,979	4,125
- South Sudanese Refugees	3,569	5,625
- Other refugees	857	4,125
ART retention rate		
- Congolese Refugees	67%	95%
- South Sudanese Refugees	70%	95%
- Other refugees	65%	95%
TB treatment success rate		
- Congolese Refugees	91%	95%
- South Sudanese Refugees	97%	95%
- Other refugees	90%	95%
Viral load suppression rate		
- Congolese Refugees	96%	95%
- South Sudanese Refugees	92%	95%
- Other refugees	95%	95%

Actual *Target*

Achievement data source: HMIS/IRHIS (reported by sector lead)
Sector contact: Dr. Brian Luswata (Ministry of Health)
luswata.b@mhu.go.ug +256782626862

Author: UNHCR representation in Uganda
Dr. Ronald Nyakoojo (UNHCR)
nyakoojo@unhcr.org +256783365587

Feedback: ugakaimug@unhcr.org
Info: https://data.unhcr.org/en/country/uga
Published: June 2026

Health & Nutrition Dashboard

Uganda Refugee Response Plan (RRP) 2026-2030

Reporting Quarter

Q1 2026

OUTPUT 1.3: Essential referral services supported

Indicator	*Actual*	*Target/Standard*
Number of referral supported		
- Congolese Refugees	439	825
- South Sudanese Refugees	546	1,320
- Other refugees	500	825

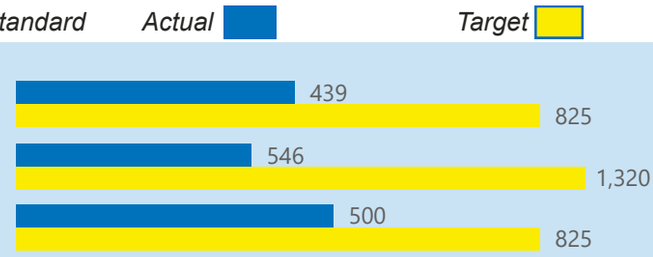

OUTPUT 1.4: Refugee health services integrated into the national health system

Proportion of health facilities coded		
- Congolese Refugees	78%	100%
- South Sudanese Refugees	78%	100%
- Other refugees	100%	100%

Key sector achievements trends

Under 5 mortality rate (<1.5 deaths/1000 population)

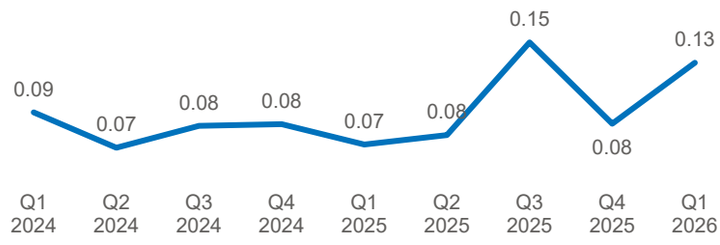

Under 5 mortality rate (<1.5 deaths/1000 population)

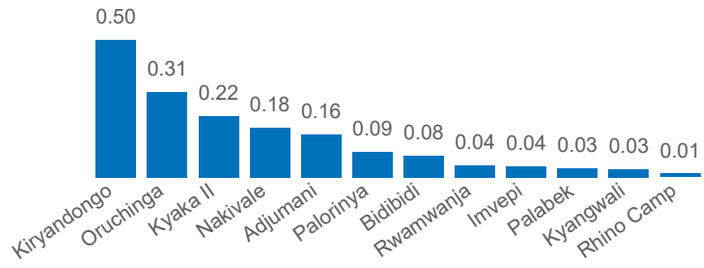

Number of Consultations

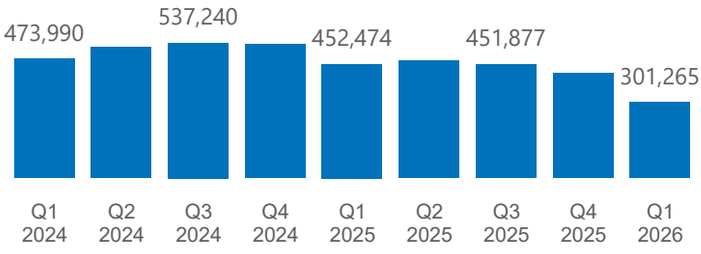

Consultations/Clinician/Day

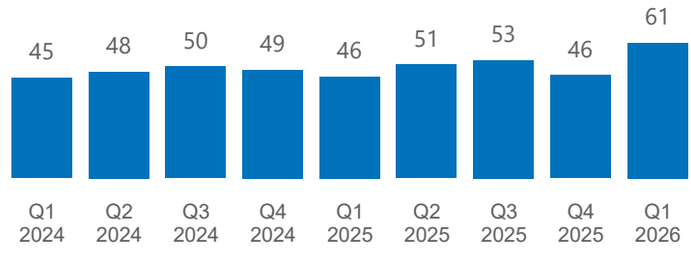

Viral load suppression rate

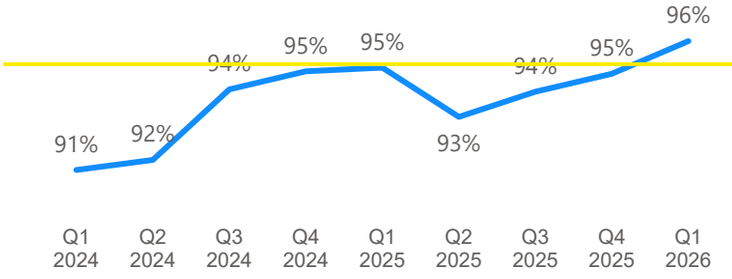

Viral load suppression rate

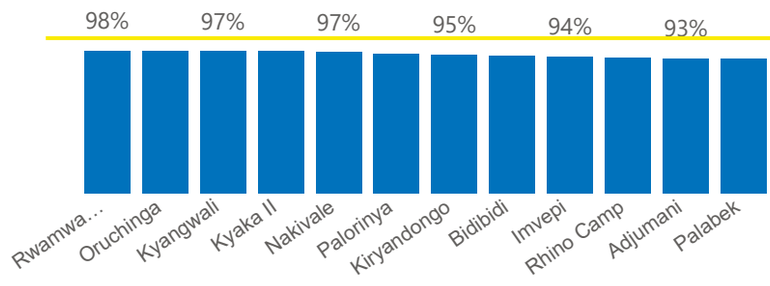

Funding	$131M	$6M	$125M
	Total required	Received	Gap

Achievement data source: HMIS/IRHIS (reported by sector lead)

Sector contact: Dr. Brian Luswata (Ministry of Health) luswata.b@mhu.go.ug +256782626862

Author: UNHCR representation in Uganda Dr. Ronald Nyakoojo (UNHCR) nyakoojo@unhcr.org +256783365587

Feedback: ugakaimug@unhcr.org

Info: https://data.unhcr.org/en/country/uga

Published: June 2026

Health & Nutrition Dashboard

Uganda Refugee Response Plan (RRP) 2026-2030

Reporting Quarter

Q1 2026

Operational presence

Partners by thematic areas

Primary Health Care - 16
Surveillance - 3
ASRH & GBV - 2

Nutrition & food security - 7
Mental Health & Psychosocial support - 2
HIV & TB - 2

Health systems strengthening -2
Coordination & Supervision - 13
Referral services - 4

ACF, AVSI, Koboko DLG, PALM Corps, RICE-WN, TPO

ACF, ACORD, HHA, IDI, IRC, MTI, PALM Corps, UNHCR, UNICEF, WFP, Yumbe D...

AFI, CARE, IDI, IRC, MSF, MTI, PALM Corps, RICE-WN, SCI, Terego DLG, TPO, UNFPA, UNHCR, UNICEF, URCS, WFP, ...

AFI, Amref, CARE, IDI, IRC, Madi Okollo DLG, MSF, MTI, PALM Corps, RICE-WN, SCI, TPO, UNFPA, UNHCR, UNICEF, U...

ACF, FCA, HFU, Kikuube DLG, LWF, MTI, UNHCR, UNICEF, WHO

ADRA, AHA, CARE, FCA, HI, IOM, Kyegegwa DLG, LWF, MTI, Nsamizi, OPM, TPO, UNFPA, UNHCR, UNICEF, WFP, ...

ADRA, AVSI, Kamwenge DLG, LWF, MTI, Nsamizi, SCI, UNHCR, UNICEF, WFP

Kisoro DLG, MTI, UNHCR, UNICEF, WFP

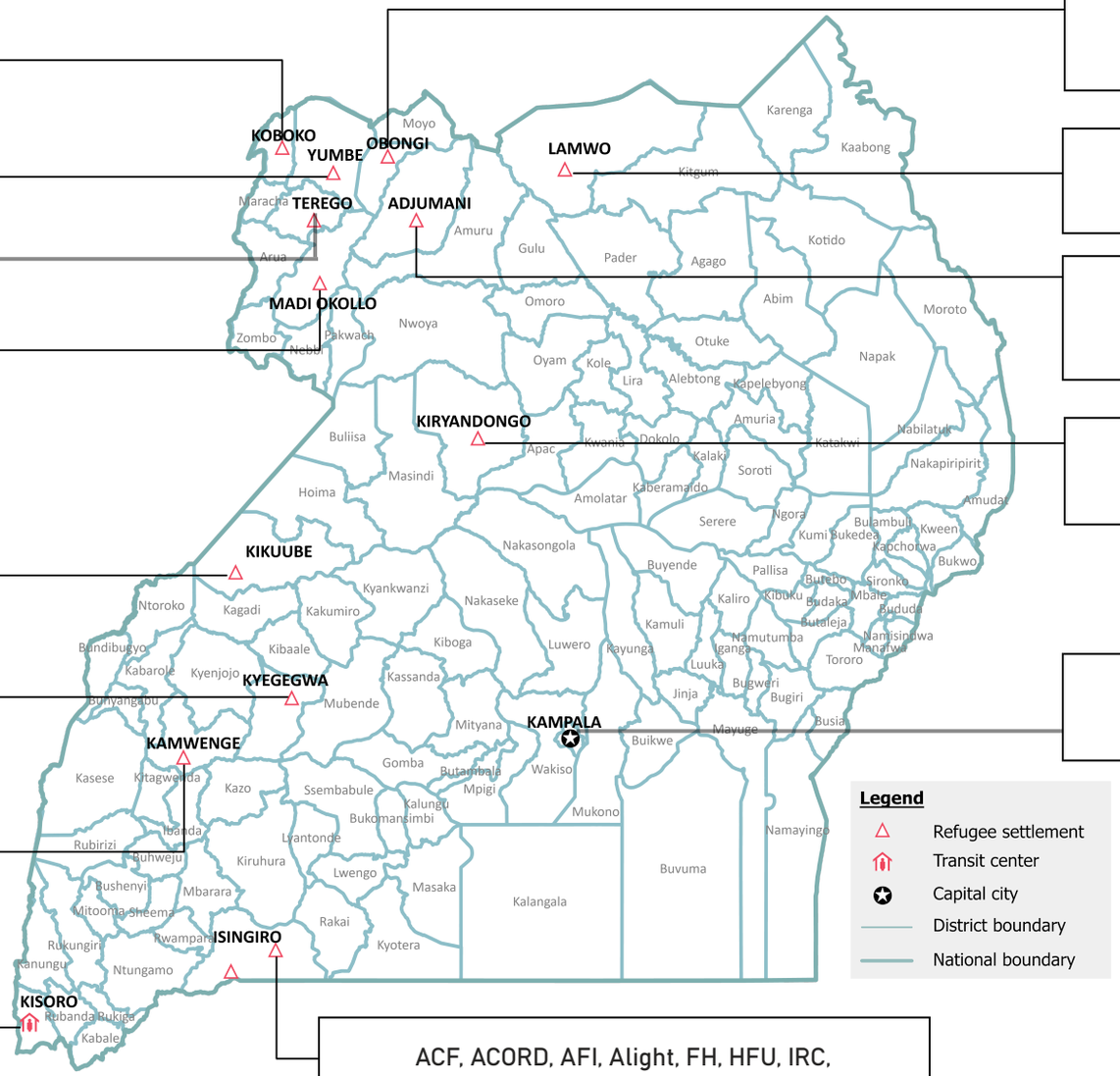

AFOD, IDI, IsraAID, LWF, MTI, Obongi DLG, SCI, UNFPA, UNHCR, UNICEF, W...

ACORD, FH, IRC, Lamwo DLG, LWF, MTI, UNHCR, UNICEF, WFP

ACF, Adjumani DLG, AFI, AFOD, Amref, AVSI, CARE, IDI, IRC, LWF, MTI, RHU, TUTAPONA, UNHCR, UNICEF, WFP

ACF, AFI, AFOD, IRC, Kiryandongo DLG, MTI, TPO, UNHCR, UNICEF, WFP

AHA, IRC, KCCA, UNHCR, UNICEF

ACF, ACORD, AFI, Alight, FH, HFU, IRC, Isingiro DLG, Lamwo DLG, LWF, MSF, MTI, U...

Achievement data source: HMIS/IRHIS (reported by sector lead)
Sector contact: Dr. Brian Luswata (Ministry of Health)
luswata.b@mhu.go.ug +256782626862

Author: UNHCR representation in Uganda
Dr. Ronald Nyakoojo (UNHCR)
nyakoojo@unhcr.org +256783365587

Feedback: ugakaimug@unhcr.org
Info:https://data.unhcr.org/en/country/uga
Published: June 2026