ITALY

Weekly sea arrivals Update

as of 21 June 2026

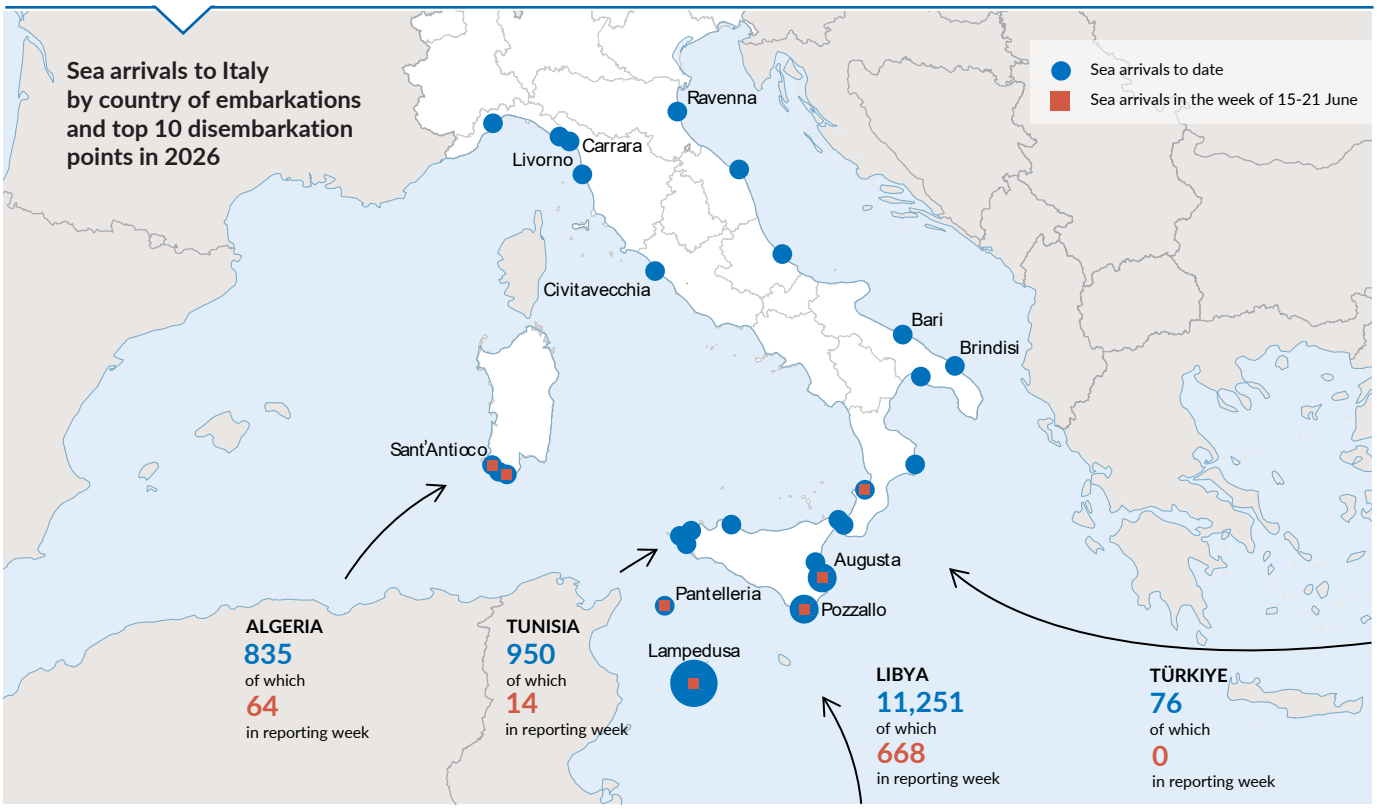

Sea arrivals in reporting week[1]

15-21 June 2026

746 sea arrivals

20 disembarkations

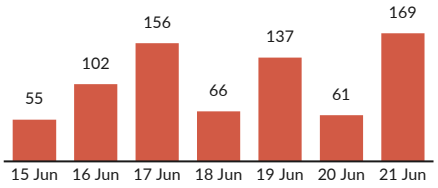

Sea arrivals weekly trends over the previous year

June 2025-June 2026

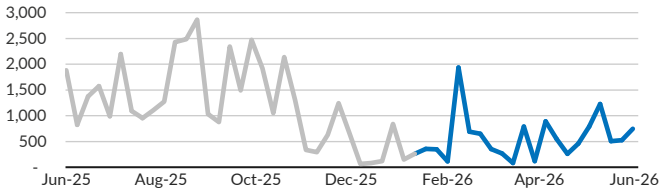

Sea arrivals to-date

1,777 sea arrivals month-to-date — **-68%** compared to same period in 2025

13,112 sea arrivals year-to-date — **-54%** compared to same period in 2025

358 disembarkations year-to-date

Sea arrivals demographic composition

Jan-Apr 2026

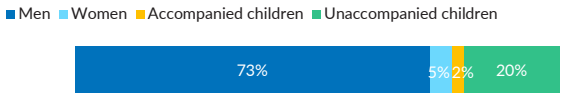

Top five sea arrivals nationalities and percentage of total

Jan-Apr 2026 and Jan-Apr 2025

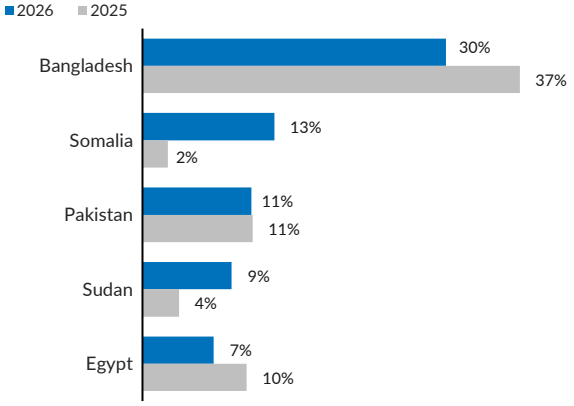

Sea arrivals by countries of embarkation

Jan-21 June 2026 and Jan-21 June 2025

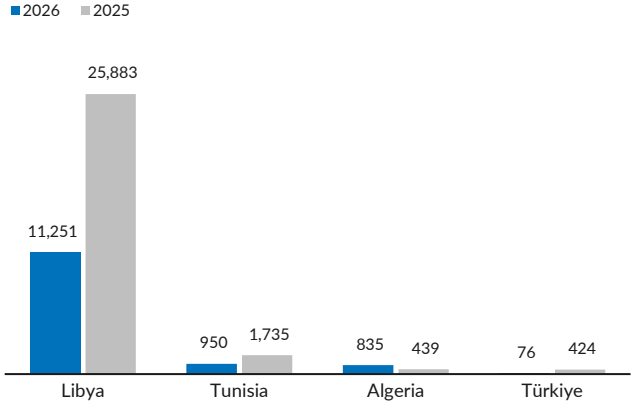

[1] Data sources: Italian Ministry of Interior and UNHCR monitoring. All figures in this product are based on these sources and are provisional and subject to change.