Inter-Agency Coordination Türkiye

TEMEL İHTİYAÇLAR ÇALIŞMA GRUBU

ANKARA

5 AĞUSTOS 2026

Gündem

Gündem Maddeleri	Saat	Sorumlu	Detaylar
1. Giriş	10.00 – 10.05	Tüm Ortaklar	• Giriş ve Tanıtımlar
2. Gündem ve Eylem Noktalarının Gözden Geçirilmesi	10.05 – 10.10	UNHCR IA	• Eylem Noktaları ve Görevler • Duyurular
3. Operasyonel Konular	10.10 – 10.50	UNHCR IA Tüm Ortaklar Tüm Ortaklar	**1. Yıl Ortası Değerlendirmesi (40 dk)** • Bulguların Sunumu (10 dk) • 2026'daki Eksiklikler ve Öncelikli İhtiyaçlar Üzerine Tartışma (20 dk) • Savunuculuk ve Eylem Noktaları (10 dk)
	10.50 – 11.20	Türk Kızılay Tüm Ortaklar	**2. Program Güncellemeleri (30 dk)** • SUY Program Güncellemeleri ve Trend Analizi (20 dk) • Diğer Program Güncellemeleri (10 dk)
4. Kapanış	11.20 – 11.30	Tüm Ortaklar	• Diğer Konular

Giriş & Tanıtımlar

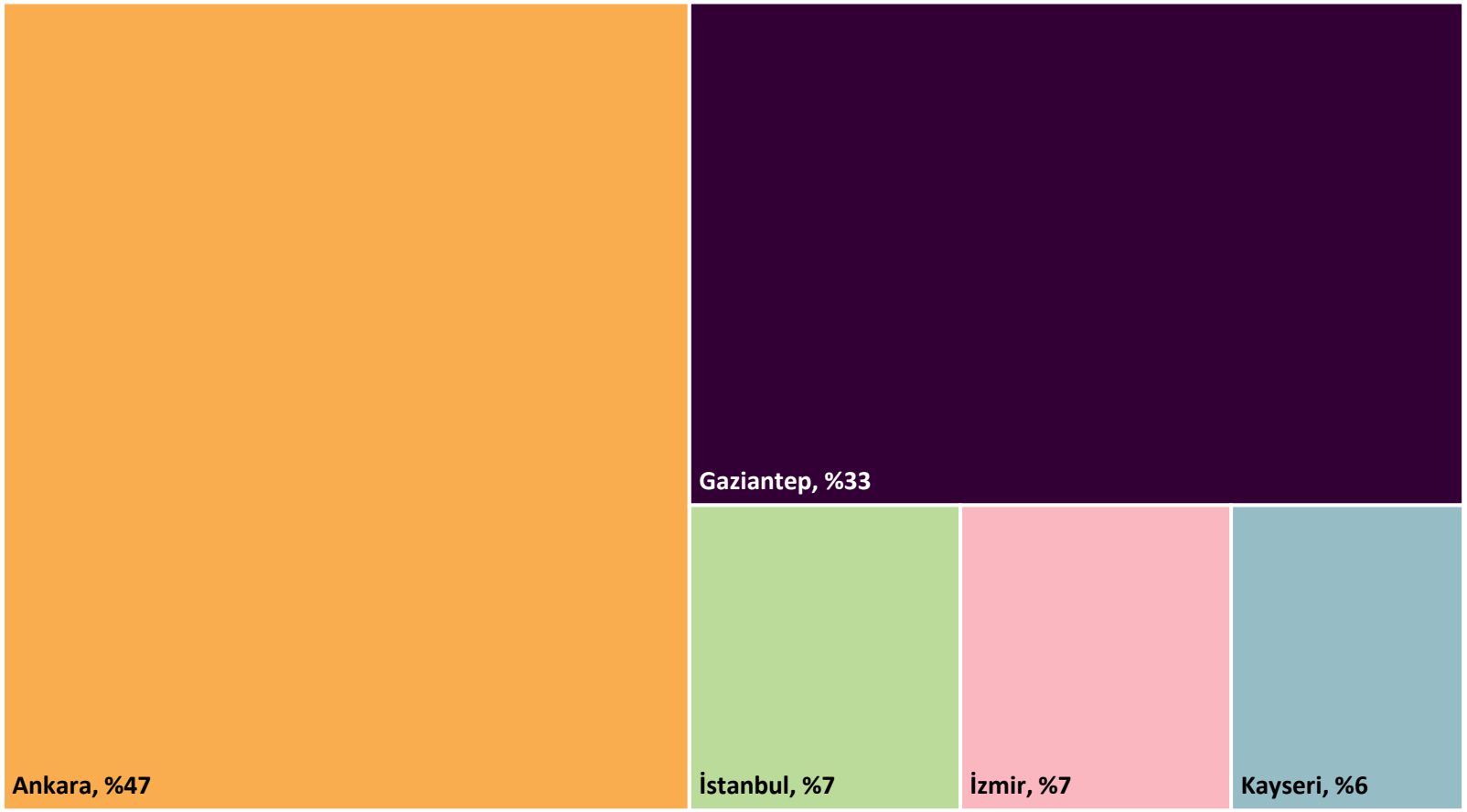

ARSA

Buca Belediyesi

GIZ

GOAL

ImpactNexusLab

IOM

STL

Türk Kızılay

UNFPA

UNHCR

WFP

Eylem Noktaları & Duyurular

- Eylem Noktaları ve Görevler
- Duyurular
  - ***Belediye Destek Haritalaması 3. Tur Raporu***
    https://data.unhcr.org/en/documents/details/122756

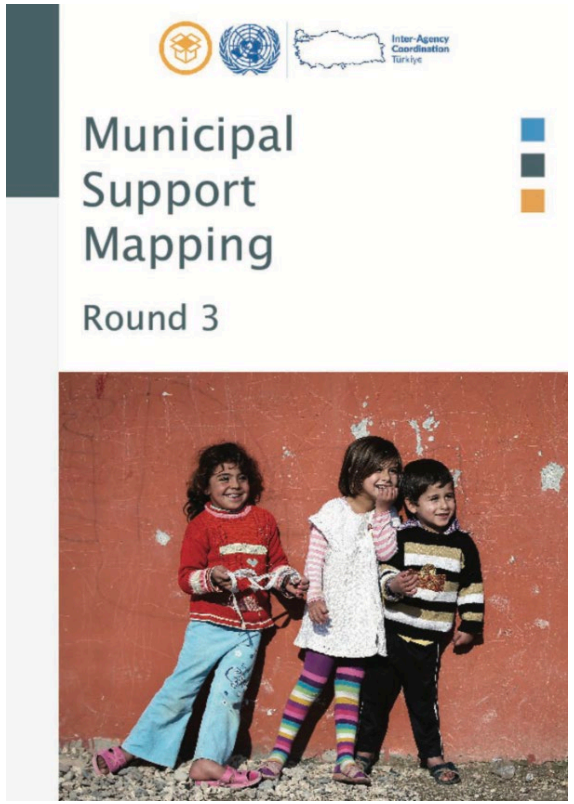

Operasyonel Konular

1) Yıl Ortası Değerlendirmesi (40 dk)

- Bulguların Sunumu (10 dk) – *UNHCR IA*
- 2026'daki Eksiklikler ve Öncelikli İhtiyaçlar Üzerine Tartışma (20 dk) – *Tüm Ortaklar*
- Savunuculuk ve Eylem Noktaları (10 dk) – *Tüm Ortaklar*

Mid-Year Review

What is the Mid-Year Review and why was it conducted?

The Basic Needs Mid-Year Review is an annual sector exercise conducted to assess progress against the 2026 3RP Basic Needs Sector appeal at the midpoint of the year.

It compares organisations' original 2026 planned targets and budget requirements with actual progress and funding received during the first six months of the year.

The review helps the sector to:

- Assess **progress** towards planned 2026 targets
- Understand the current **funding situation**
- Identify realistic **year-end projections**
- Estimate likely **gaps** by the end of 2026
- Analyse the potential **consequences of underfunding**
- Generate evidence for sector coordination and donor advocacy

Mid-Year Review

2026 Basic Needs Financial Requirements

Table showing the financial requirement of each organisation

Organization	2026 Budget Requirement
ARSA	$160,000
ASAM	$1,182,924
IOM	$19,400,000
Islamic Relief Worldwide	$2,998,804
Mülteciler Derneği	$10,120,200
Qatar Charity	$1,783,000
SARD	$350,000
Save the Children	$481,000
STL	$634,500
UNFPA	$800,000
UNHCR	$62,780,368
UNICEF	$2,075,000
WFP	$7,946,448
Yedi Başak	$70,068
Total	**$110,782,312**

2026 Planned Activities by Indicator

Heat map showing the number of organisations planning to work under each indicator

Indicator Code	Indicator	Number of Organisations
1.1.1	1.1.1 # of individuals supported with assistance for improved living space to access adequate shelter solutions, communal space upgrades, WASH rehabilitation, or shelter relocation support (in-kind, service, cash-based)	**4**
1.1.2	1.1.2 # of persons benefitting from transportation support (in-kind, services, cash-based)	**2**
1.2.1	1.2.1 # of individuals benefitting from cash-based interventions (MPCA or voucher)	**10**
1.2.2	1.2.2 # of individuals benefitting from Core Relief Items	**4**
1.2.3	1.2.3 # of individuals receiving food assistance (in-kind, cash-based)	**6**
1.3.1	1.3.1 # of persons benefitting from gender-appropriate hygiene, dignity or sanitary items (in-kind, cash-based)	**7**
1.3.2	1.3.2 # of individuals participating in hygiene awareness sessions	**4**
1.4.1	1.4.1 # of individuals received counselling/awareness raising on transition from basic needs support to livelihood opportunities	**2**
2.1.1	2.1.1 # of municipalities benefitting from technical support for strengthened strategic planning, management, and preparedness capacities to enable inclusive basic service delivery.	**2**
2.1.2	2.1.2 # of municipal infrastructures newly established, rehabilitated or equipped to expand capacity for service delivery	**1**
2.1.3	2.1.3 # of public institutions benefitting from technical support for strengthened strategic planning, management capacities to enable inclusive basic service delivery.	**1**
2.1.4	2.1.4 # of public institutions newly established, rehabilitated or equipped to expand capacity for service delivery	**1**

Inter-Agency Coordination Türkiye

Mid-Year Review

Basic Needs Sector Planned Activities - 2026

Indicator Code	Indicator	ARSA	ASAM	IOM	Islamic Relief Worldwide	Qatar Charity	Multeciler Dernegi	SARD	WFP	Save the Children	UNFPA	UNICEF	Yedi Basak	STL	UNHCR
1.1.1	1.1.1 # of individuals supported with assistance for improved living space to access adequate shelter solutions, communal space upgrades, WASH rehabilitation, or shelter relocation support (in-kind, service, cash-based)	No	Yes	Yes	No	No	No	Yes	No	Yes	No	No	No	No	No
1.1.2	1.1.2 # of persons benefitting from transportation support (in-kind, services, cash-based)	No	No	Yes	No	No	No	No	No	No	No	No	No	No	Yes
1.2.1	1.2.1 # of individuals benefitting from cash-based interventions (MPCA or voucher)	No	Yes	Yes	Yes	Yes	Yes	Yes	No	Yes	No	No	Yes	Yes	Yes
1.2.2	1.2.2 # of individuals benefitting from Core Relief Items	Yes	Yes	No	No	Yes	No	No	No	No	No	No	Yes	No	No
1.2.3	1.2.3 # of individuals receiving food assistance (in-kind, cash-based)	No	No	Yes	Yes	Yes	Yes	No	Yes	No	No	No	Yes	No	No
1.3.1	1.3.1 # of persons benefitting from gender-appropriate hygiene, dignity or sanitary items (in-kind, cash-based)	Yes	No	Yes	No	Yes	Yes	No	No	Yes	Yes	Yes	No	No	No
1.3.2	1.3.2 # of individuals participating in hygiene awareness sessions	Yes	No	No	No	Yes	No	No	No	No	Yes	Yes	No	No	No
1.4.1	1.4.1 # of individuals received counselling/awareness raising on transition from basic needs support to livelihood opportunities	No	No	Yes	No	No	No	No	No	No	No	No	No	Yes	No
2.1.1	2.1.1 # of municipalities benefitting from technical support for strengthened strategic planning, management, and preparedness capacities to enable inclusive basic service delivery.	No	No	Yes	No	No	No	No	No	No	No	Yes	No	No	No
2.1.2	2.1.2 # of municipal infrastructures newly established, rehabilitated or equipped to expand capacity for service delivery	No	No	Yes	No	No	No	No	No	No	No	No	No	No	No
2.1.3	2.1.3 # of public institutions benefitting from technical support for strengthened strategic planning, management capacities to enable inclusive basic service delivery.	No	No	Yes	No	No	No	No	No	No	No	No	No	No	No
2.1.4	2.1.4 # of public institutions newly established, rehabilitated or equipped to expand capacity for service delivery	No	No	Yes	No	No	No	No	No	No	No	No	No	No	No

Mid-Year Review

2026 Planned Activities by Indicator – Financial Requirements		
Heat map showing the financial requirement under each indicator		
Indicator Code	**Indicator**	**Financial Requirement**
1.1.1	1.1.1 # of individuals supported with assistance for improved living space to access adequate shelter solutions, communal space upgrades, WASH rehabilitation, or shelter relocation support (in-kind, service, cash-based)	**$ 2.857.800,00**
1.1.2	1.1.2 # of persons benefitting from transportation support (in-kind, services, cash-based)	**$ 65.320.688,00**
1.2.1	1.2.1 # of individuals benefitting from cash-based interventions (MPCA or voucher)	**$ 11.068.216,00**
1.2.2	1.2.2 # of individuals benefitting from Core Relief Items	**$ 433.175,00**
1.2.3	1.2.3 # of individuals receiving food assistance (in-kind, cash-based)	**$ 10.863.933,00**
1.3.1	1.3.1 # of persons benefitting from gender-appropriate hygiene, dignity or sanitary items (in-kind, cash-based)	**$ 14.481.000,00**
1.3.2	1.3.2 # of individuals participating in hygiene awareness sessions	**$ 248.000,00**
1.4.1	1.4.1 # of individuals received counselling/awareness raising on transition from basic needs support to livelihood opportunities	**$ 234.500,00**
2.1.1	2.1.1 # of municipalities benefitting from technical support for strengthened strategic planning, management, and preparedness capacities to enable inclusive basic service delivery.	**$ 1.075.000,00**
2.1.2	2.1.2 # of municipal infrastructures newly established, rehabilitated or equipped to expand capacity for service delivery	**$ 1.000.000,00**
2.1.3	2.1.3 # of public institutions benefitting from technical support for strengthened strategic planning, management capacities to enable inclusive basic service delivery.	**$ 1.000.000,00**
2.1.4	2.1.4 # of public institutions newly established, rehabilitated or equipped to expand capacity for service delivery	**$ 2.200.000,00**

Objective 1: Improve living conditions of the most vulnerable Syrians under temporary protection, international protection applicants and status holders, and vulnerable members of the host community.

$ 105.507.312

Objective 2: Support strengthening of local and national capacities to respond to the increased demand for basic needs and public services

$ 5.275.000

Basic Needs Sector Mid-Year Review

Table showing the progress and funding received, and gap in midpoint of the year.

Indicator	Category	2026 Appeal (Submitted in November 2025)	Mid Year Progress and Funding Received	Mid Year Progress (%)	Gap
1.1.1 # of individuals supported with assistance for improved living space to access adequate shelter solutions, communal space upgrades, WASH rehabilitation, or shelter relocation support (in-kind, service, cash-based)	*Target*	11042	4188	38%	6854
	Budget	$ 2.857.800,00	$ 467.800,00	16%	$ 2.390.000,00
1.1.2 # of persons benefitting from transportation support (in-kind, services, cash-based)	*Target*	250000	0	0%	250000
	Budget	$ 65.320.688,00	$ -	0%	$ 65.320.688,00
1.2.1 # of individuals benefitting from cash-based interventions (MPCA or voucher)	*Target*	86182	16710	19%	69472
	Budget	$ 11.274.216,05	$ 4.358.792,48	39%	$ 6.915.423,57
1.2.2 # of individuals benefitting from Core Relief Items	*Target*	6765	1499	22%	5266
	Budget	$ 233.175,00	$ 167.000,00	72%	$ 66.175,00
1.2.3 # of individuals receiving food assistance (in-kind, cash-based)	*Target*	308676	141928	46%	166748
	Budget	$ 11.108.933,64	$ 4.423.077,03	40%	$ 6.685.856,61
1.3.1 # of persons benefitting from gender-appropriate hygiene, dignity or sanitary items (in-kind, cash-based)	*Target*	207300	3140	2%	204160
	Budget	$ 14.481.000,00	$ 434.097,00	3%	$ 14.046.903,00
1.3.2 # of individuals participating in hygiene awareness sessions	*Target*	27400	1604	6%	25796
	Budget	$ 248.000,00	$ 1.145,00	0%	$ 246.855,00
1.4.1 # of individuals received counselling/awareness raising on transition from basic needs support to livelihood opportunities	*Target*	15300	0	0%	15300
	Budget	$ 234.500,00	$ -	0%	$ 234.500,00

Basic Needs Sector Mid-Year Review

Table showing the progress and funding received, and gap in midpoint of the year.

Indicator	Category	2026 Appeal (Submitted in November 2025)	Mid Year Progress and Funding Received	Mid Year Progress (%)	Gap
2.1.1 # of municipalities benefitting from technical support for strengthened strategic planning, management, and preparedness capacities to enable inclusive basic service delivery.	*Target*	10	0	0%	10
	Budget	$ 1.075.000,00	$ -	0%	$ 1.075.000,00
2.1.2 # of municipal infrastructures newly established, rehabilitated or equipped to expand capacity for service delivery	*Target*	5	0	0%	5
	Budget	$ 1.000.000,00	$ -	0%	$ 1.000.000,00
2.1.3 # of public institutions benefitting from technical support for strengthened strategic planning, management capacities to enable inclusive basic service delivery.	*Target*	5	0	0%	5
	Budget	$ 1.000.000,00	$ -	0%	$ 1.000.000,00
2.1.4 # of public institutions newly established, rehabilitated or equipped to expand capacity for service delivery	*Target*	15	0	0%	15
	Budget	$ 2.200.000,00	$ 36.000,00	2%	$ 2.164.000,00

Inter-Agency Coordination Türkiye

Mid-Year Review

Basic Needs Sector Funding Gap

Table showing the gap in midpoint of the year.

Indicator	Gap
1.1.1 # of individuals supported with assistance for improved living space to access adequate shelter solutions, communal space upgrades, WASH rehabilitation, or shelter relocation support (in-kind, service, cash-based)	84%
1.1.2 # of persons benefitting from transportation support (in-kind, services, cash-based)	100%
1.2.1 # of individuals benefitting from cash-based interventions (MPCA or voucher)	61%
1.2.2 # of individuals benefitting from Core Relief Items	28%
1.2.3 # of individuals receiving food assistance (in-kind, cash-based)	60%
1.3.1 # of persons benefitting from gender-appropriate hygiene, dignity or sanitary items (in-kind, cash-based)	97%
1.3.2 # of individuals participating in hygiene awareness sessions	100%
1.4.1 # of individuals received counselling/awareness raising on transition from basic needs support to livelihood opportunities	100%
2.1.1 # of municipalities benefitting from technical support for strengthened strategic planning, management, and preparedness capacities to enable inclusive basic service delivery.	100%
2.1.2 # of municipal infrastructures newly established, rehabilitated or equipped to expand capacity for service delivery	100%
2.1.3 # of public institutions benefitting from technical support for strengthened strategic planning, management capacities to enable inclusive basic service delivery.	100%
2.1.4 # of public institutions newly established, rehabilitated or equipped to expand capacity for service delivery	98%

Mid-Year Review

Basic Needs Sector - Mid-Year Financial Requirements

Table showing a more realistic targets and funding requirement in midpoint of the year –target and financial requirements are adjusted .

Indicator	Category	Required Funding	Percentage of Projection against Target (%)
1.1.1 # of individuals supported with assistance for improved living space to access adequate shelter solutions, communal space upgrades, WASH rehabilitation, or shelter relocation support (in-kind, service, cash-based)	*Target*	5654	89%
	Budget	$ 2.050.000,00	88%
1.1.2 # of persons benefitting from transportation support (in-kind, services, cash-based)	*Target*	250000	100%
	Budget	$ 65.320.688,00	100%
1.2.1 # of individuals benefitting from cash-based interventions (MPCA or voucher)	*Target*	40110	66%
	Budget	$ 4.315.820,44	77%
1.2.2 # of individuals benefitting from Core Relief Items	*Target*	5266	100%
	Budget	$ 66.175,00	100%
1.2.3 # of individuals receiving food assistance (in-kind, cash-based)	*Target*	176748	103%
	Budget	$ 7.050.025,64	100%
1.3.1 # of persons benefitting from gender-appropriate hygiene, dignity or sanitary items (in-kind, cash-based)	*Target*	181166	89%
	Budget	$ 13.045.903,00	93%
1.3.2 # of individuals participating in hygiene awareness sessions	*Target*	25796	100%
	Budget	$ 246.855,00	100%
1.4.1 # of individuals received counselling/awareness raising on transition from basic needs support to livelihood opportunities	*Target*	15300	100%
	Budget	$ 234.500,00	100%

Mid-Year Review

Consequences of Underfunding:

- **BN 1.1.1:** 5,654 individuals will not benefit from assistance to improve their living spaces, including adequate shelter solutions, communal space upgrades, WASH rehabilitation and shelter relocation support, unless partners receive USD 2,050,000.
- **BN 1.2.1:** 40,110 individuals will not benefit from cash-based interventions, including MPCA and vouchers, unless partners receive USD 4,315,820.44.
- **BN 1.2.3:** 176,748 individuals will not receive food assistance unless partners receive USD 7,050,025.64.
- **(?) BN 1.3.1:** 181,166 individuals will not receive gender appropriate hygiene, dignity or sanitary items unless partners receive USD 13,045,903.

Mid-Year Review

WHAT

What type of assistance should be prioritised?

WHICH GROUPS

Which groups are facing the most pressing needs?

WHEN

Is there a critical timeline to support these groups?

Operasyonel Konular

2) Program Güncellemeleri (30 dk)

- SUY Program Güncellemeleri ve Trend Analizi (20 dk) – *Türk Kızılay*
- Diğer Program Güncellemeleri (10 dk) – *Tüm Ortaklar*

TÜRK KIZILAY

KIZILAYKART
Nakit Sistemleri

#İyilikYüklüKart

platform.kizilaykart.org

Ağustos 2026

KIZILAYKART Nakit Sistemleri

Temel İhtiyaçlar

Kamp İçi Gıda Destek Programı

3.846

Faydalanıcı Sayısı

Temel İhtiyaçlar

Sosyal Uyum Yardımı (SUY) Projesi

679.844

Faydalanıcı Sayısı

Temel İhtiyaçlar

Tamamlayıcı Sosyal Uyum Yardımı (T-SUY) Projesi

240.795

Faydalanıcı Sayısı

Eğitim

Yabancılara Yönelik Şartlı Eğitim Yardımı (YŞEY) Projesi

299.137

Faydalanıcı Çocuk Sayısı

Geçim Kaynakları

Kurs Harcırah Desteği (KHD) Projesi

13.246

Faydalanıcı Sayısı

(En az bir ödeme alan)

This project is funded by the European Union.
Bu proje Avrupa Birliği tarafından finanse edilmektedir.
هذا المشروع تم تمويله من قبل الاتحاد الأوروبي

TÜRK KIZILAY

Sosyal Uyum Yardımı Projesi (SUY)

Sosyal Uyum Yardımı Projesi

679.844 Kişi
141.491 Hane

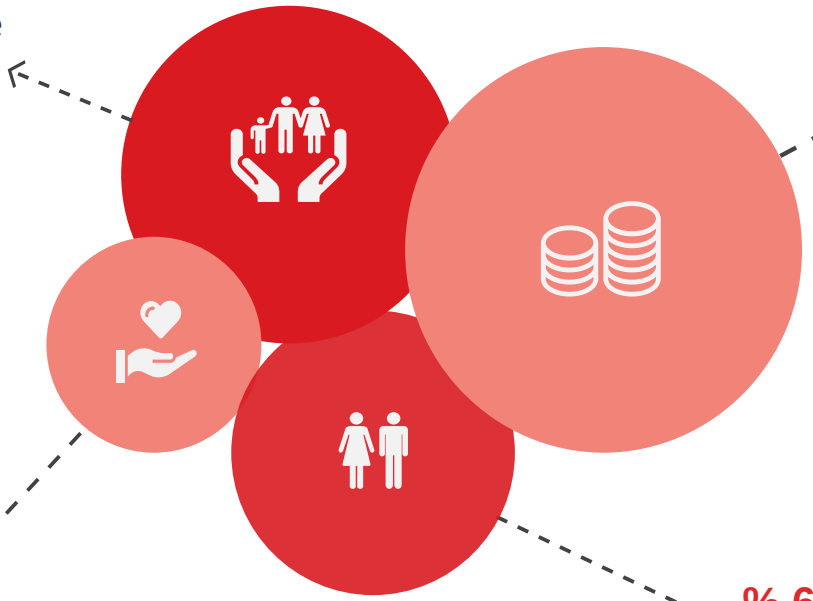

509,9 Milyon ₺
Aylık Ödeme Tutarı

39,9 Milyar ₺
Toplam Ödeme Tutarı

% 10,8 (73.856)
SYDV Takdir Hakkı

% 63 Kadın
% 37 Erkek

Uyruk Dağılımı
(İlk 4 uyruk)



Yaş Dağılımı

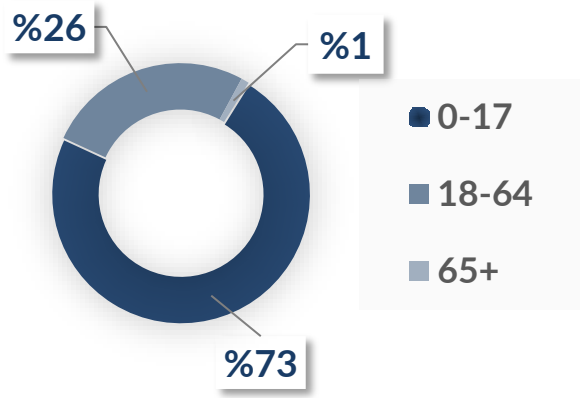

This project is funded by the European Union.
Bu proje Avrupa Birliği tarafından finanse edilmektedir.
هذا المشروع تم تمويله من قبل الاتحاد الأوروبي

TÜRK KIZILAY

Tamamlayıcı Sosyal Uyum Yardımı Projesi (T-SUY)

Tamamlayıcı Sosyal Uyum Yardımı Projesi

240.795 Kişi
53.470 Hane

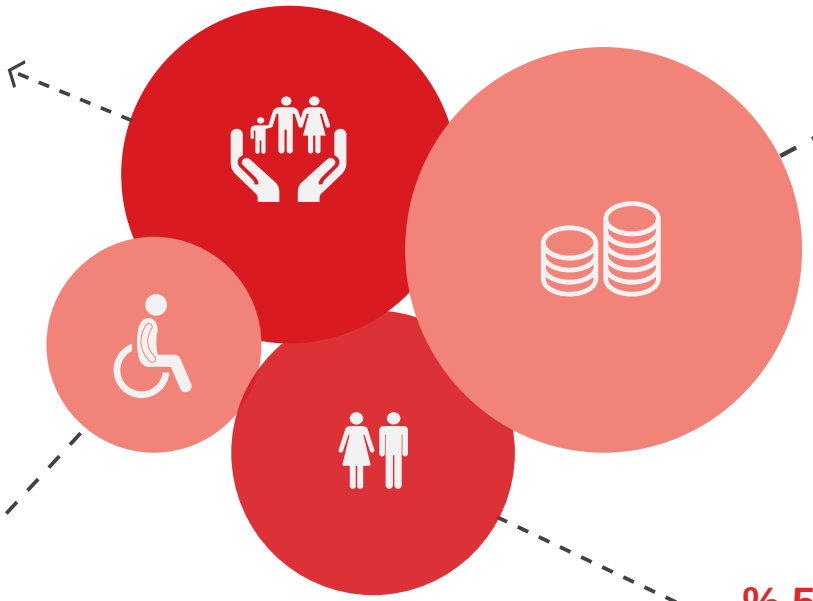

292,2 Milyon ₺
Aylık Ödeme Tutarı

13,9 Milyar ₺
Toplam Ödeme Tutarı

% 4,08 (9.820)
Ağır Engelli Yararlanıcı Sayısı

% 54 Kadın
% 46 Erkek

Uyruk Dağılımı
(İlk 4 uyruk)



Yaş Dağılımı

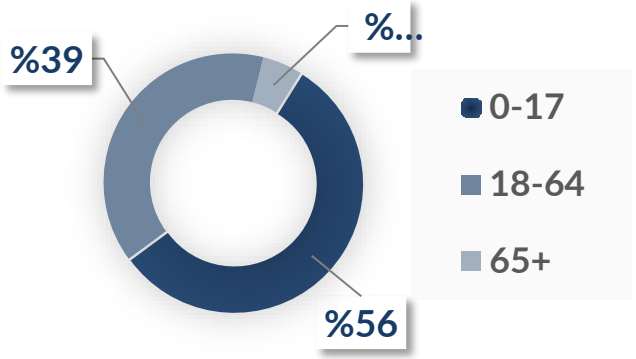

TÜRK KIZILAY

WFP World Food Programme

Kamp İşi Gıda Destek Programı

Kamp İçi Gıda Destek Programı

3.846 Kişi
1.062 Hane

4 Milyon ₺
Aylık Ödeme Tutarı

1,3 Milyar ₺
Toplam Ödeme Tutarı

% 56 Kadın
% 44 Erkek

Uyruk Dağılımı
(İlk 4 uyruk)

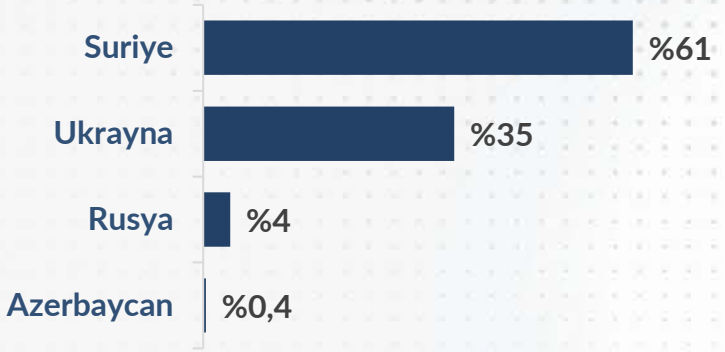

Yaş Dağılımı

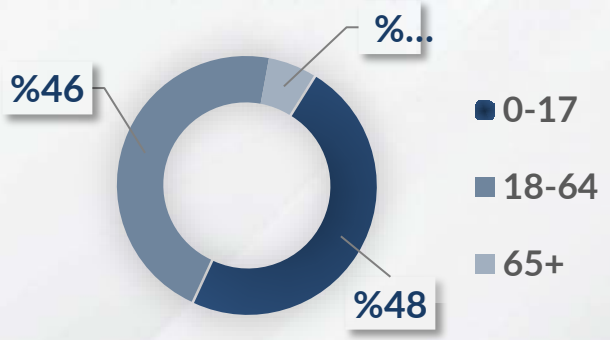

Kamp İçi Gıda Destek Programı

Geçici Barınma Merkezi Faydalanıcı Dağılımı

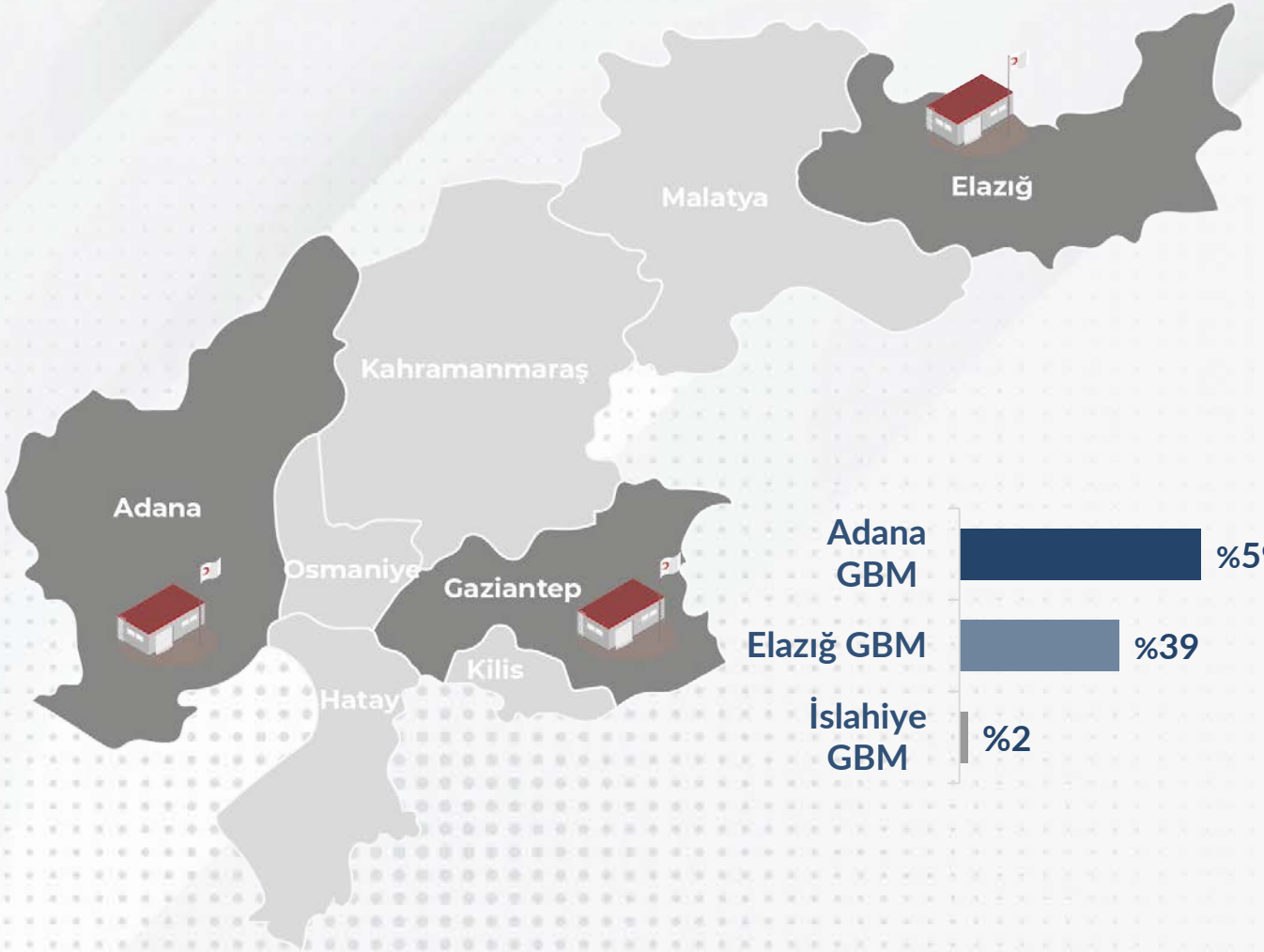



KIZILAYKART Nakit Sistemleri

Temmuz 2026 Ödeme Dönemi Türkiye Geneli Faydalanıcı Dağılımı
(SUY / T-SUY / YŞEY / Kamp İçi / KHD)

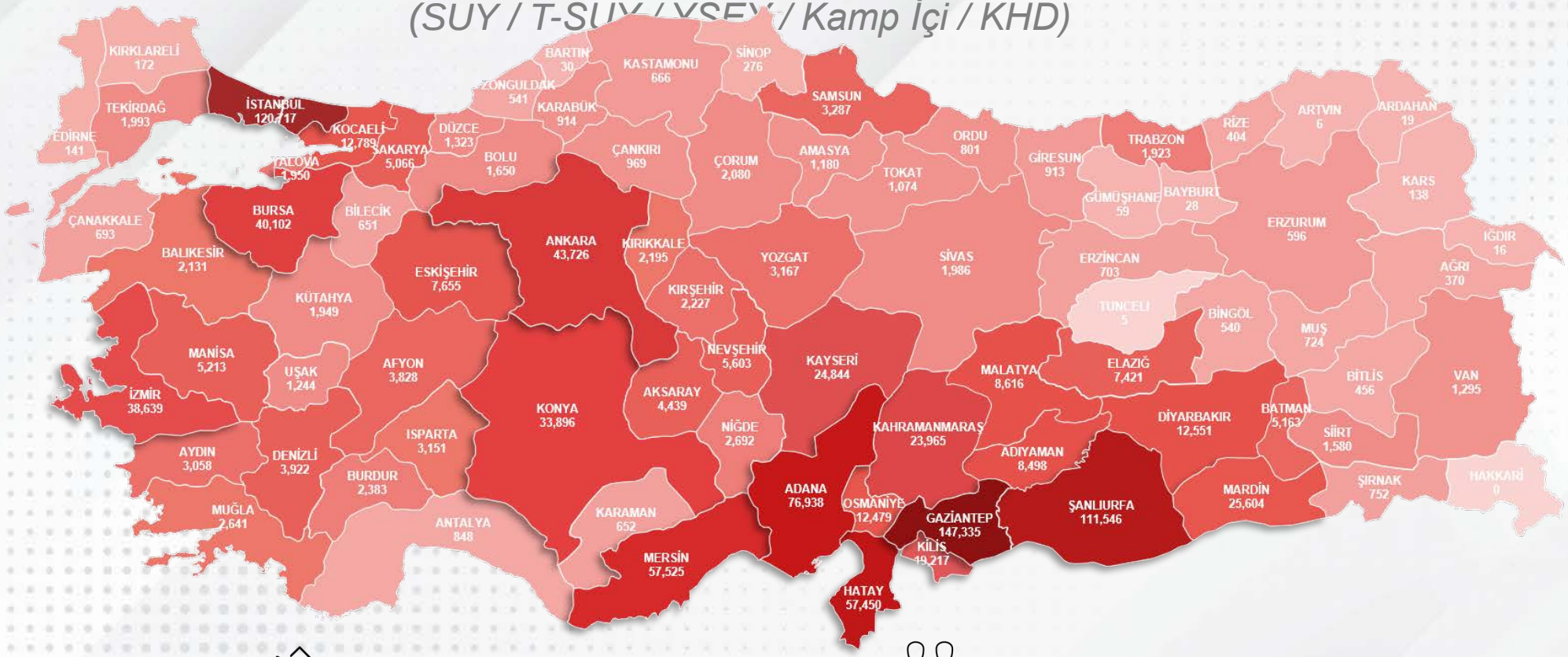

Toplam Aylık Yardım Tutarı

985 Milyon ₺

(Temmuz 2026 (SUY / T-SUY / YŞEY / Kamp İçi / KHD)

Toplam Aylık Faydalanıcı Sayısı

985.989 Kişi

Diğer Güncellemeler

YŞEY Yardım Tutarı Artışı

Ocak 2026 ödeme dönemi itibarıyla geçerli olmak üzere yardım tutarları, ulusal yardım tutarlarıyla uyumlu olacak şekilde üç katına çıkarılmıştır.

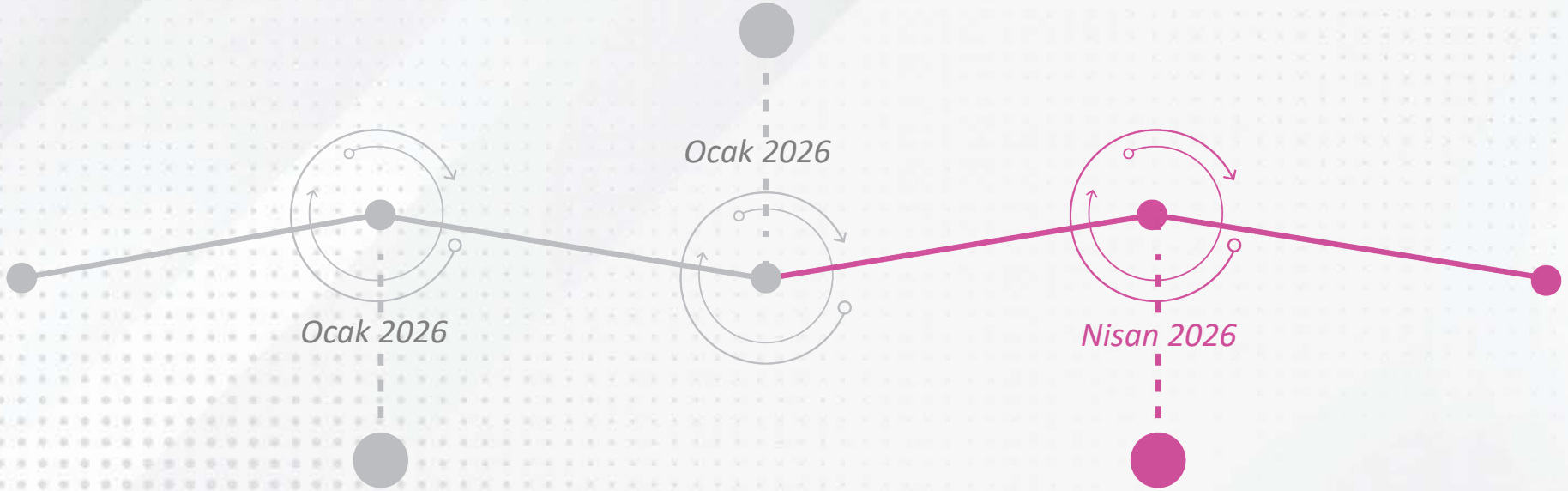

SUY Yardım Tutarı Artışı
T-SUY Yardım Tutarı Artışı

Ocak 2026 ödeme dönemi itibarıyla geçerli olmak üzere programların yardım tutarlarında artış yapılmıştır.

YŞEY Yardım Tutarı Artışı

Nisan 2026 ödeme döneminde Yabancılara Yönelik Şartlı Eğitim Yardımı (YŞEY) kapsamında; **devamsızlık gün sayısı en fazla 1 gün olan ortaokul ve lise kademesindeki öğrencilere tek seferlik 1200 TL performans ek ödemesi yapılmış olup; 8 binden fazla çocuk yararlanmıştır.**

KIZILAYKART
Nakit Temelli Destek Programları

TÜRK KIZILAY

Teşekkürler...

Kare Kodu Okutunuz

Resmi Dijital Medya Kanalları

https://linktr.ee/kizilaykart

This project is funded by the European Union.
Bu proje Avrupa Birliği tarafından finanse edilmektedir.
هذا المشروع تم تمويله من قبل الاتحاد الأوروبي

TÜRK KIZILAY

KIZILAYKART
Cash Based Assistance Programmes

SSN Programme

Monitoring & Evalution

Quantitative Studies

- Post-Distribution Monitoring (PDM) Survey
- Inter-Sectoral Vulnerability Survey (IVS)

Research Design

Post-Distribution Monitoring (PDM) Survey:

- Cross-Sectional Research Design
- **Unit of Analysis:** Household
- 95% confidence level and 5% margin of error
- **Data Collection Method:** Phone Survey
- **Research Area:** 5 regions including Aegean, Anatolia, Istanbul, Mediterranean, and Southeast

Inter-Sectoral Vulnerability Surveys (IVS):

- Cross-Sectional Research Design
- **Unit of Analysis:** Household
- 90% confidence interval and 5% margin of error
- **Data Collection Method:** Face-to-face
- **Research Area: 21 operationally eligible provinces across 5 regions:** Aegean, Anatolia, Istanbul, Mediterranean, and Southeast

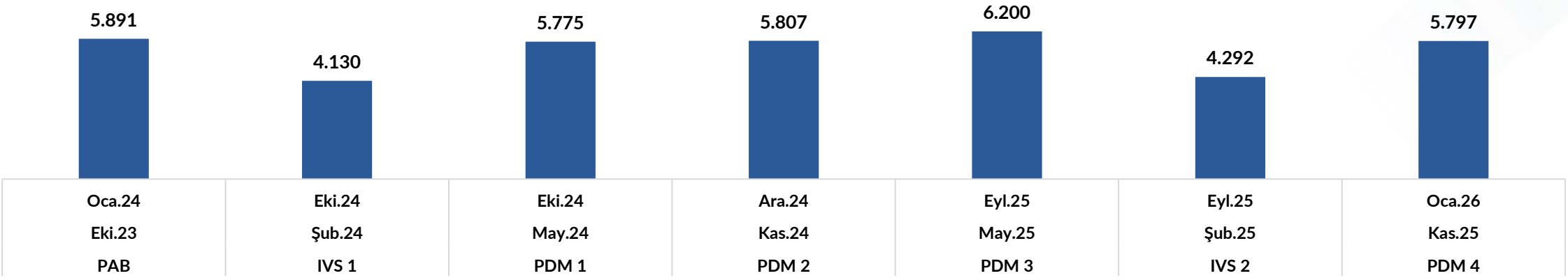

Sample Sizes and Data Collection Periods

Household Economic Analysis

This project is funded by the European Union.
Bu proje Avrupa Birliği tarafından finanse edilmektedir.
هذا المشروع تم تمويله من قبل الاتحاد الأوروبي

TÜRK KIZILAY

Socio-Economic Indicators

Income

Debt

Expenditure

Income

Changes in Household Income Over Time

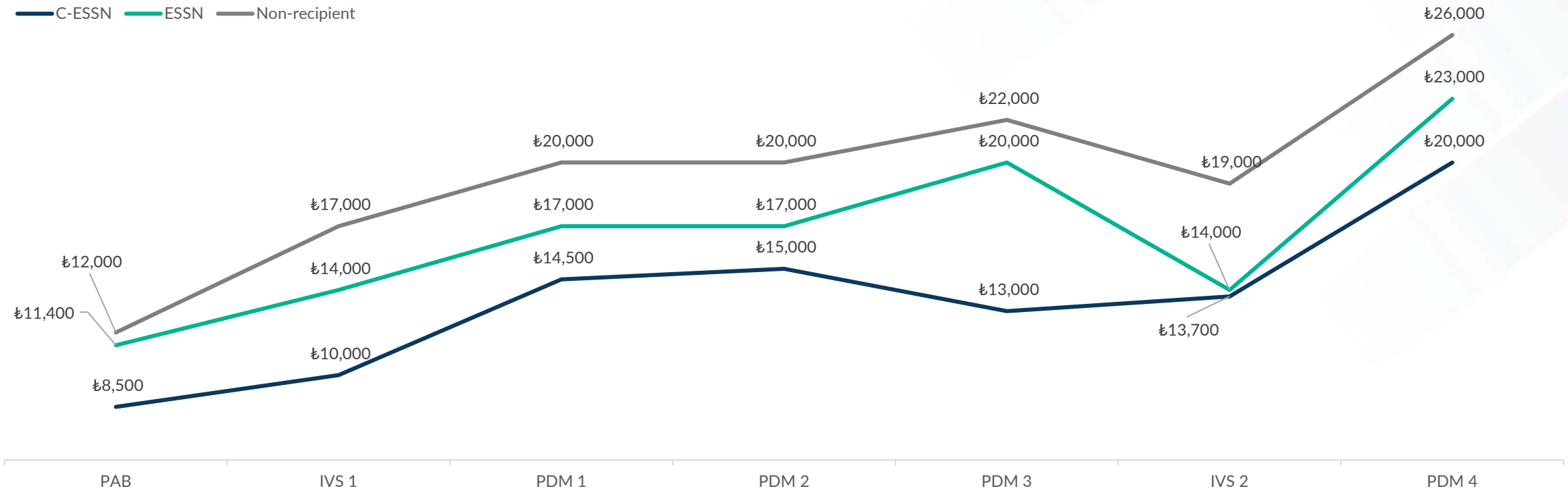

Income

Household Employment Status

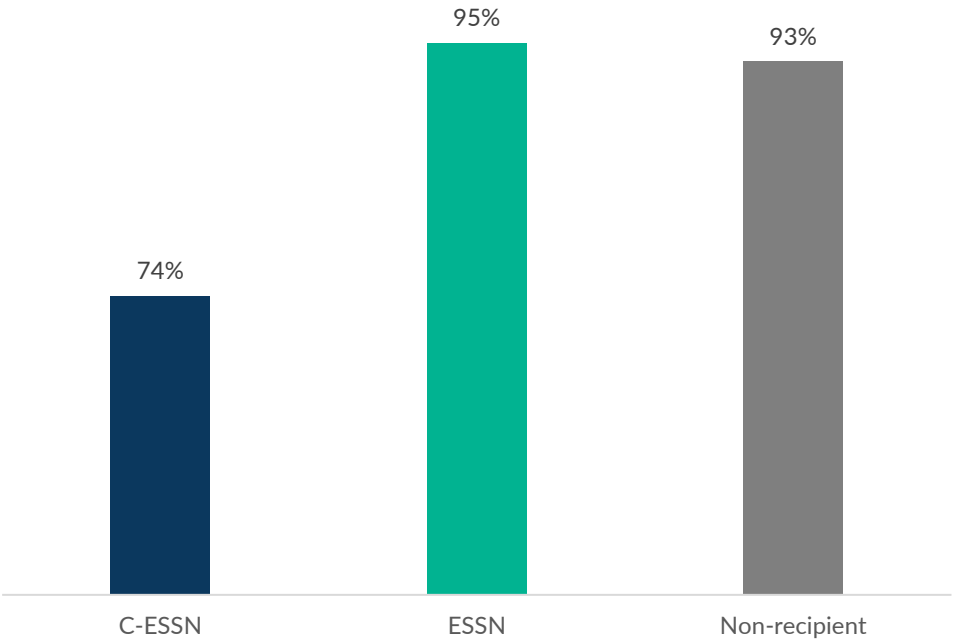

Household Employment Profile

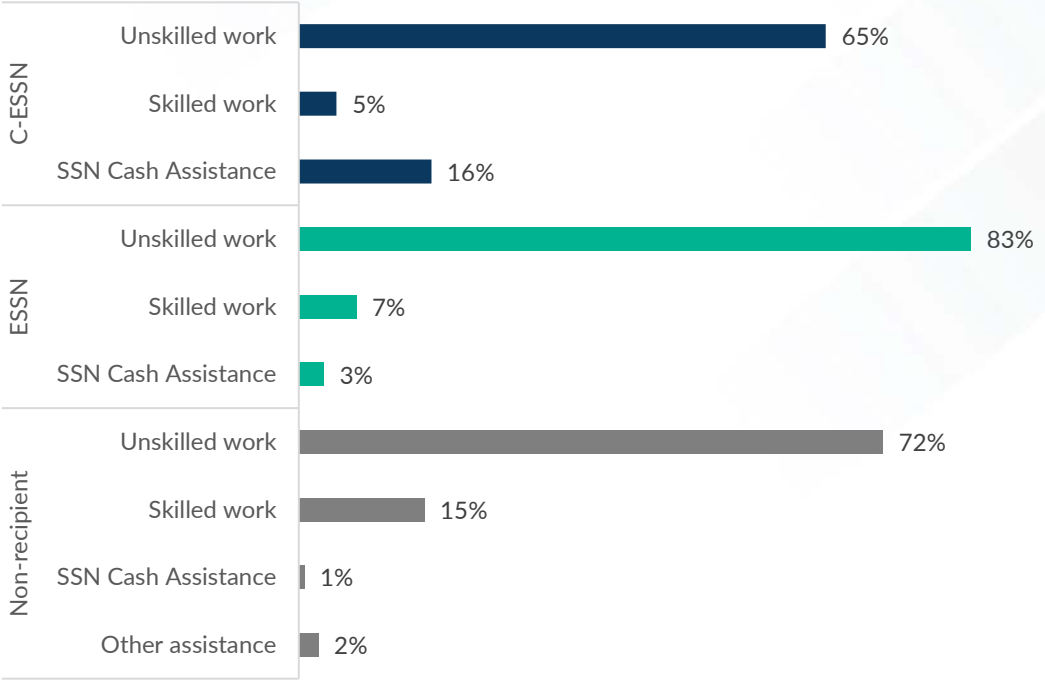

Expenditure

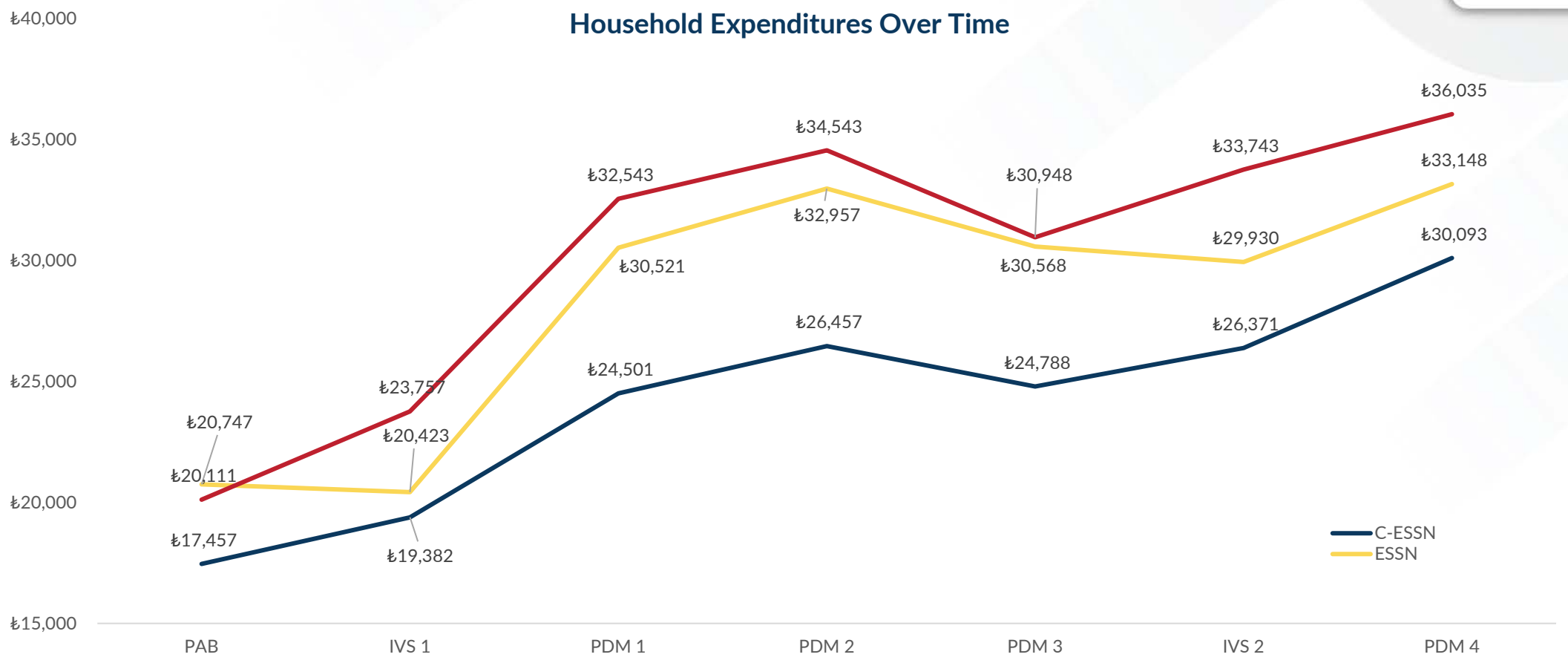

Expenditure

Breakdown of Household Expenditures

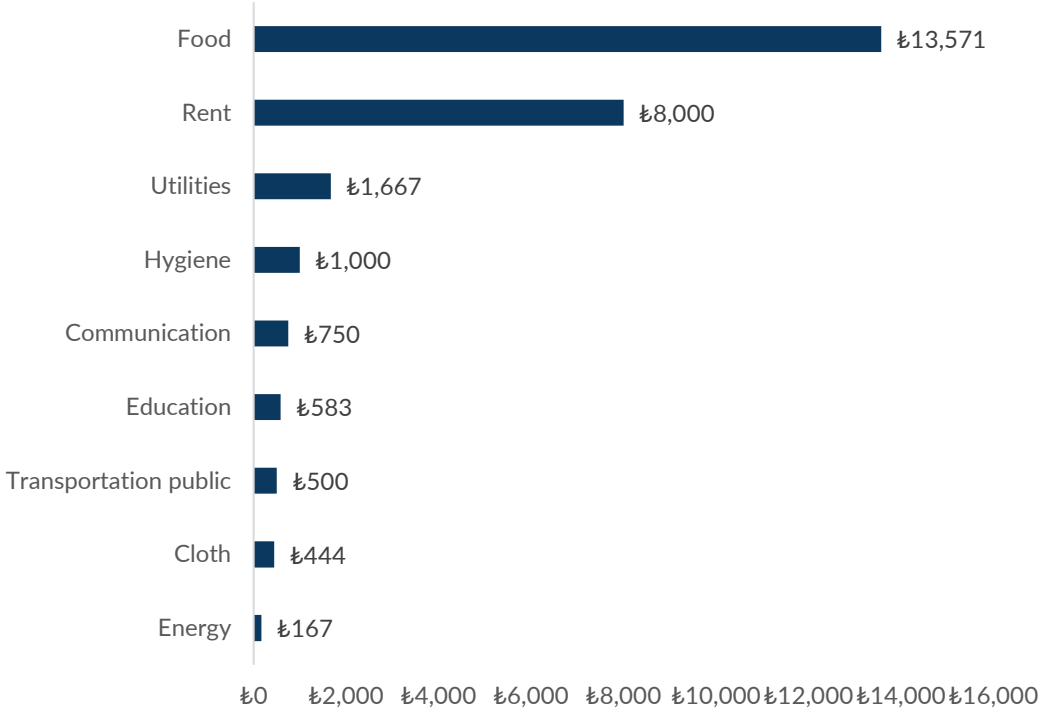

Share of Household Expenditures

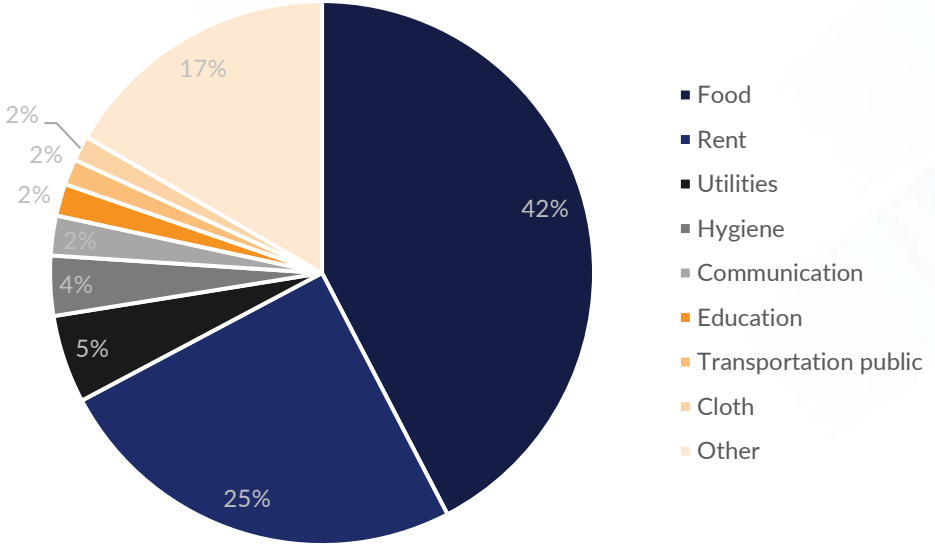

Poverty Line

MEB

	SSN MEB Components
Food	2,525 ₺
Rent	21,866 ₺
Utilities (water included)	4,061 ₺
NFI	2,511 ₺
Health	1,228 ₺
Education	382 ₺
Transportation	1,704 ₺
Communication	515 ₺

	ESSN Population	C-ESSN Population
Average Household Size	6.3	4.3
Children Under 5 Years Old	21.47%	17.07%
Aged 6–17	37.57%	37.60%
Aged 18–64	39.74%	42.04%
Aged 65 and Above	1.21%	3.45%

- The food basket is calculated on an individual basis, while other components are calculated on a household (HH) basis.
- The MEB (Minimum Expenditure Basket) is the same for ESSN and C-ESSN HHs; the difference stems from the average HH structures.

This project is funded by the European Union.
Bu proje Avrupa Birliği tarafından finanse edilmektedir.
هذا المشروع تم تمويله من قبل الاتحاد الأوروبي
TÜRK KIZILAY

Expenditure

ESSN Basket

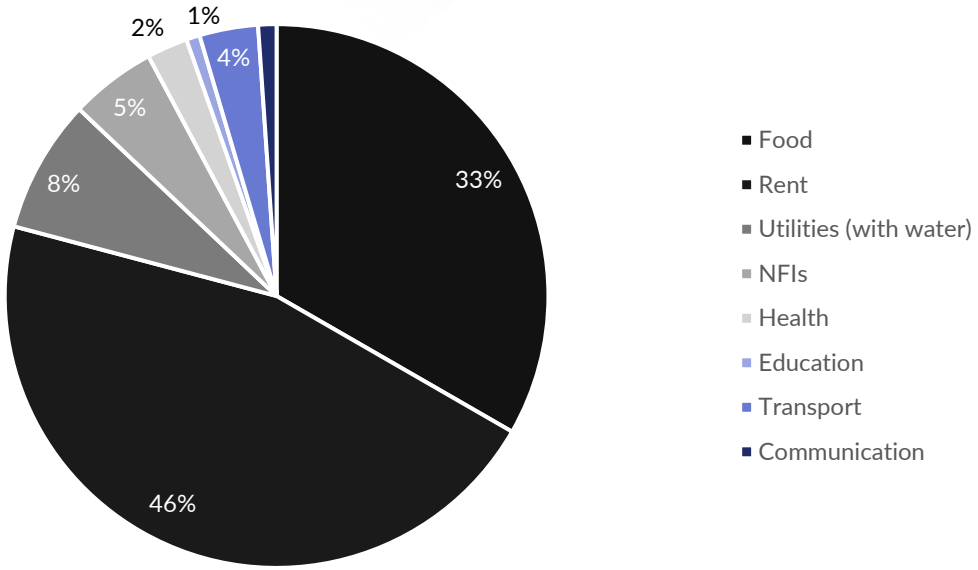

C-ESSN Basket

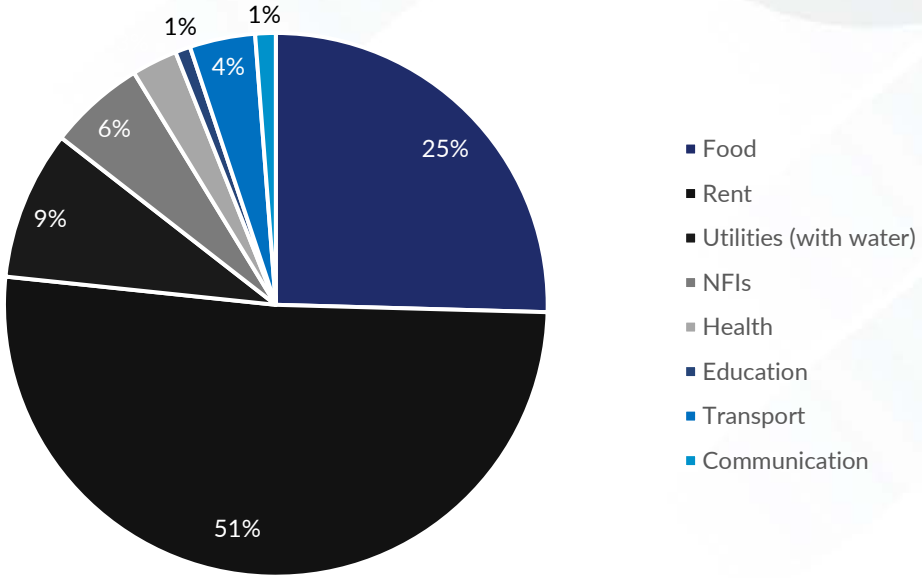

- Food and rent are the largest components of the basket.
- Since the Average HHs size in C-ESSN Programme is relatively smaller, the share of rent expenditures is much higher.
- In both programme, rent and food expenditures are follows by utility, bills, and non-food expenditure components.

Expenditure

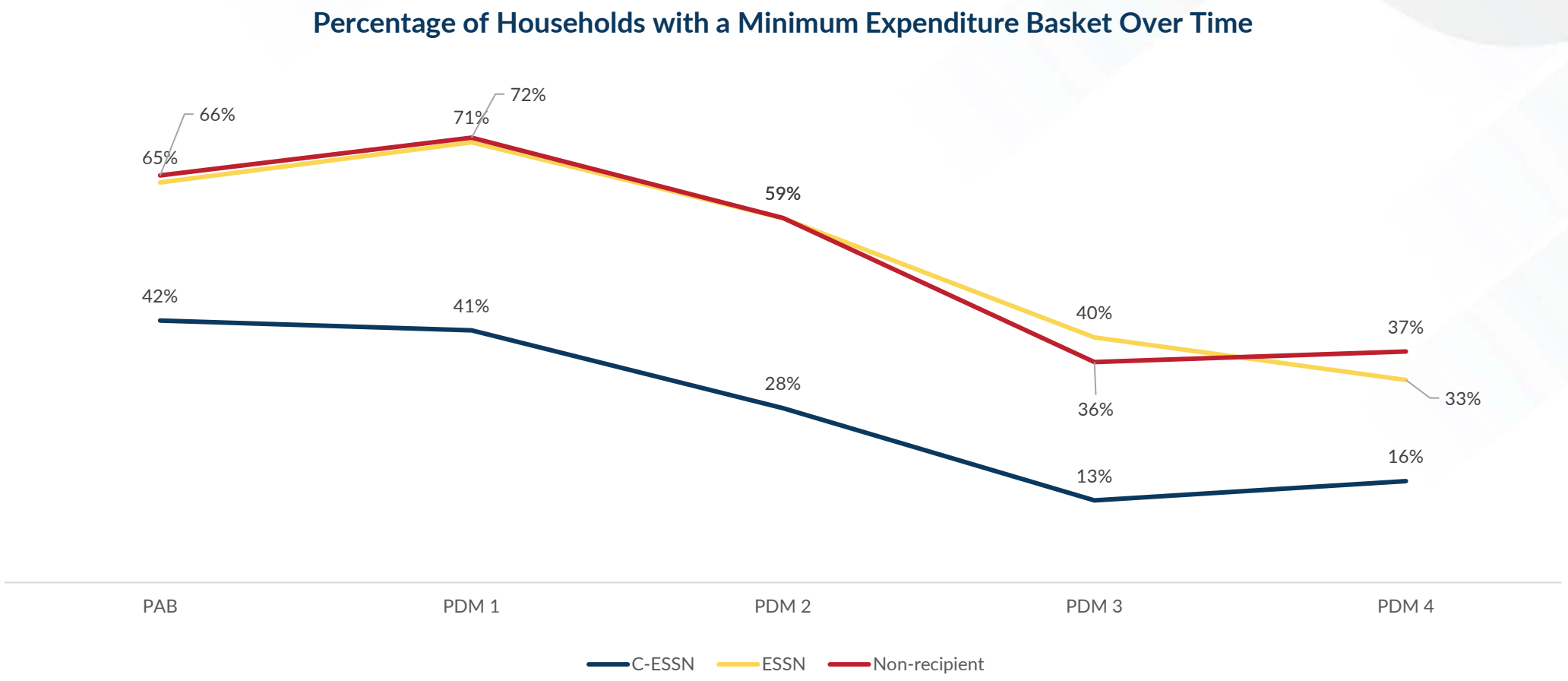

Debt

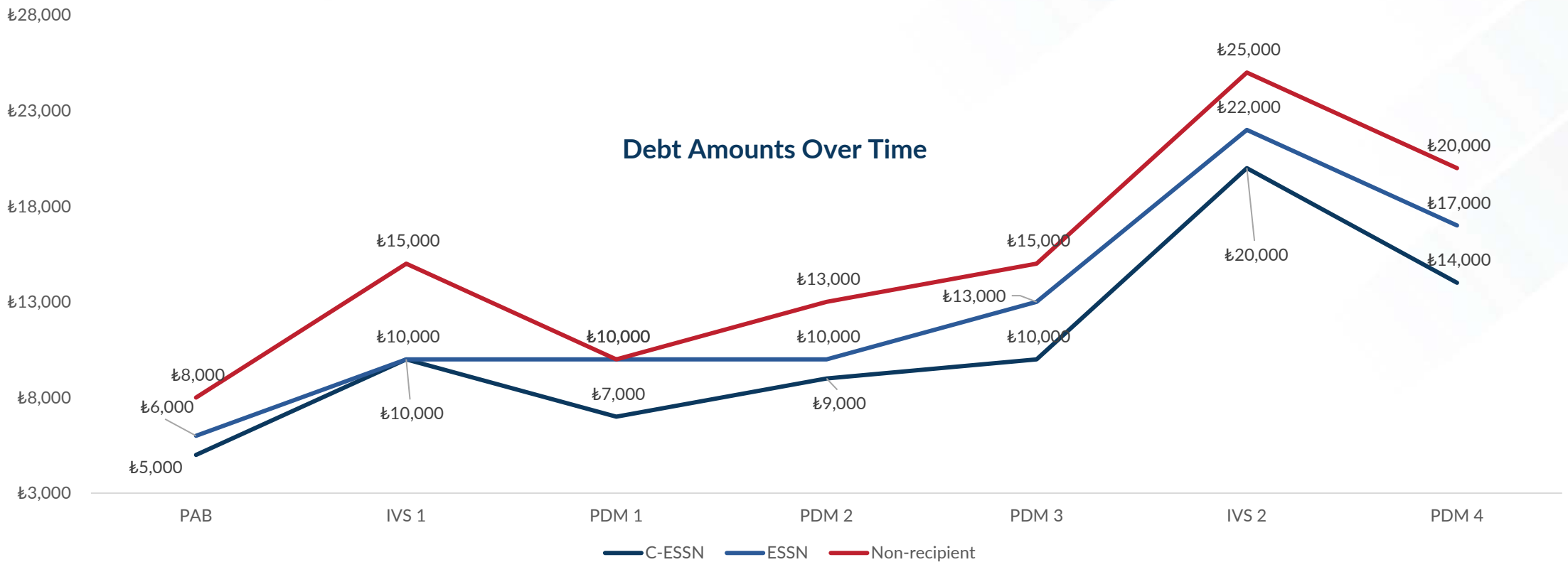
Debt Amounts Over Time
₺28,000
₺23,000
₺18,000
₺13,000
₺8,000
₺3,000
₺8,000
₺6,000
₺5,000
₺15,000
₺10,000
₺10,000
₺10,000
₺7,000
₺13,000
₺10,000
₺9,000
₺15,000
₺13,000
₺10,000
₺25,000
₺22,000
₺20,000
₺20,000
₺17,000
₺14,000
PAB
IVS 1
PDM 1
PDM 2
PDM 3
IVS 2
PDM 4
C-ESSN
ESSN
Non-recipient

Debt

Distribution of Debt Sources

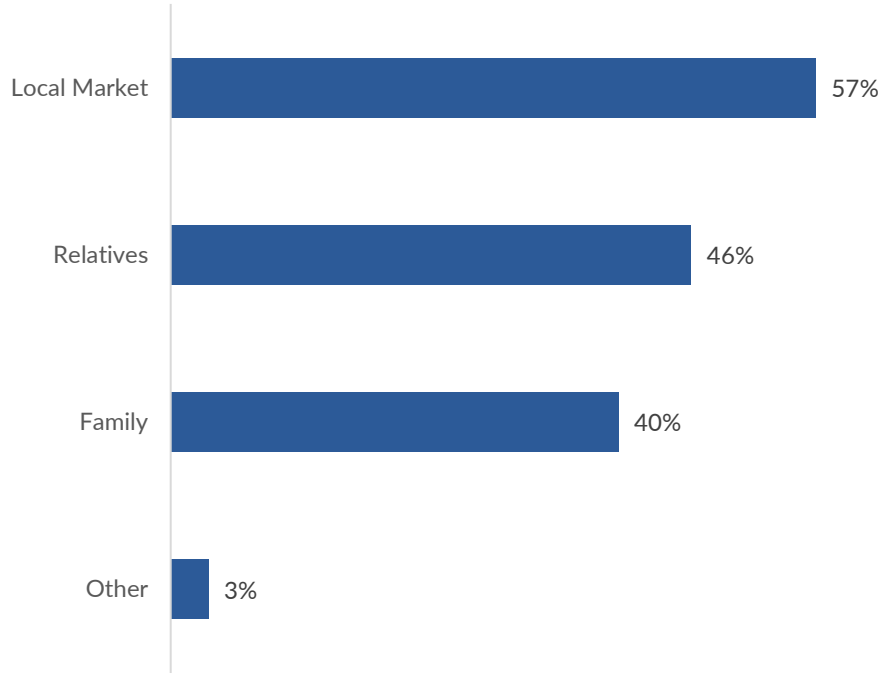

Reasons for Household Borrowing

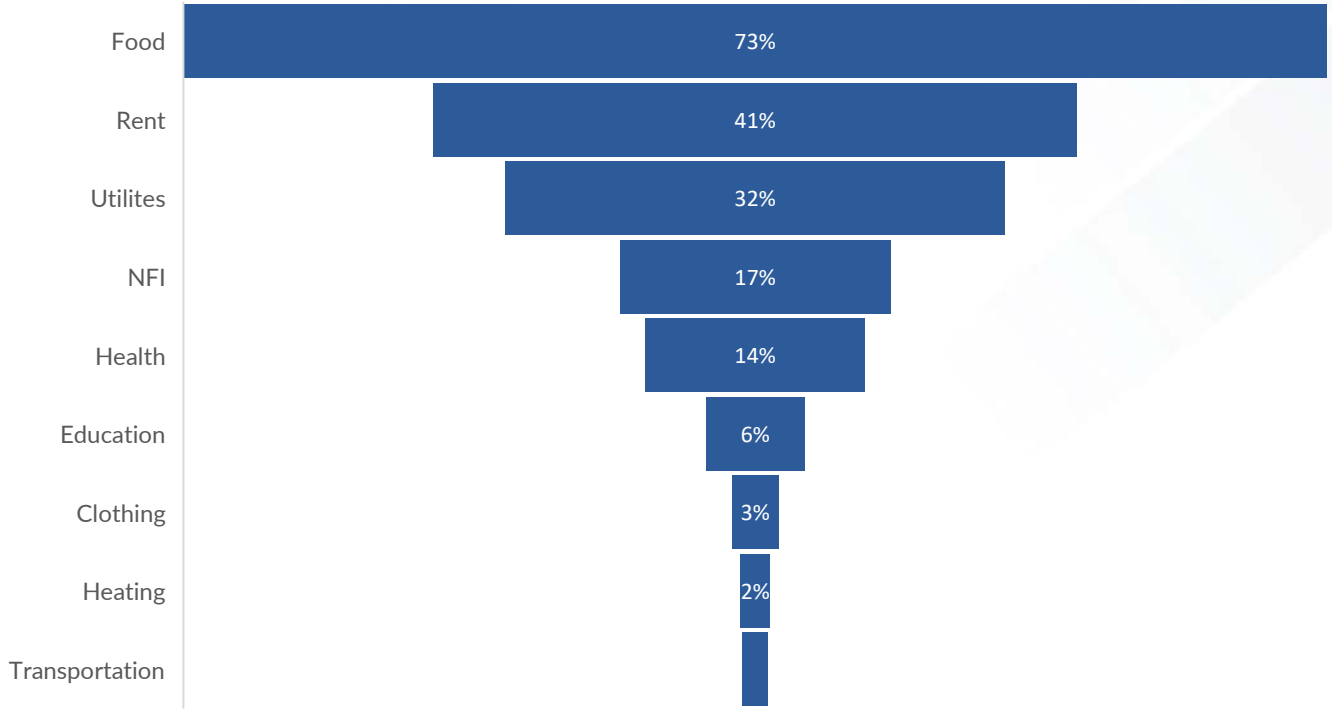

Coping Strategies

- Reduced Coping Strategie Index (rCSI)
- Livelihood Coping Strategi Index (LCSI)

Consumption-Based
Coping Strategies

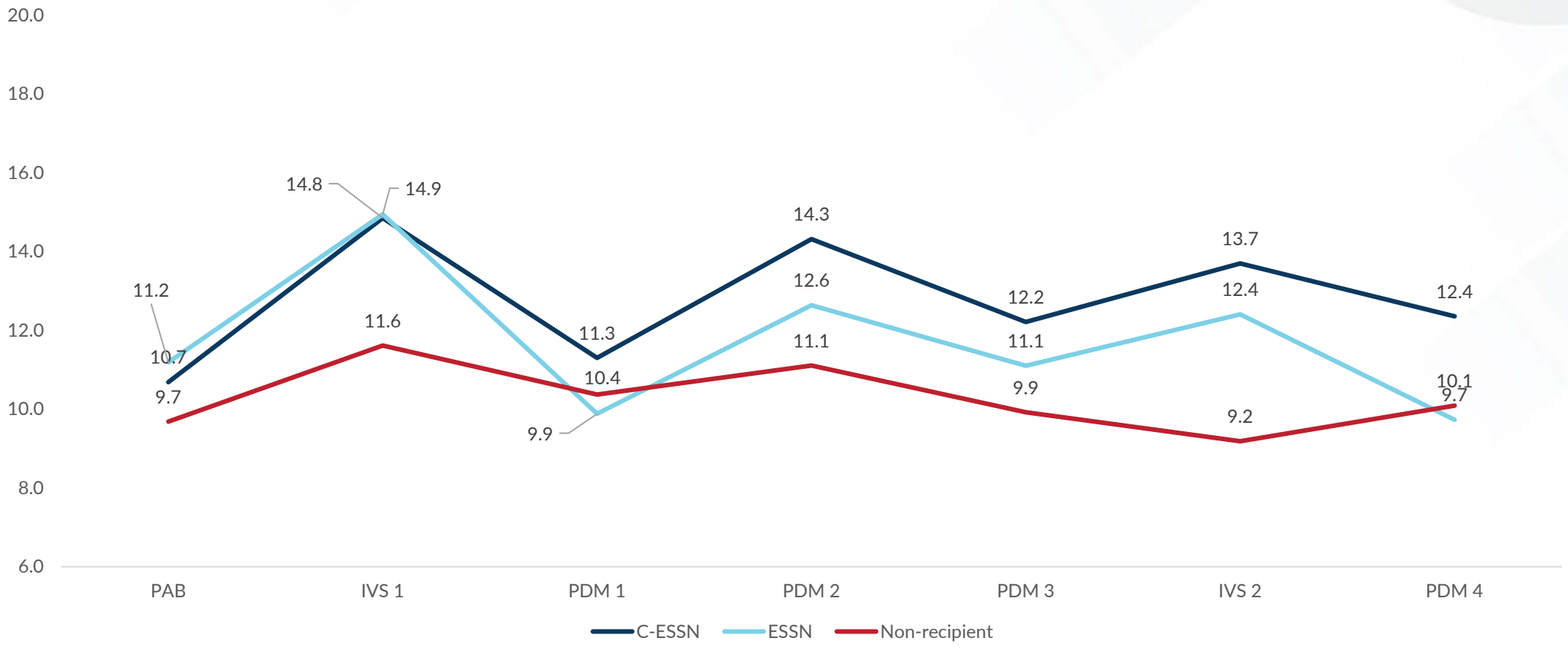

Consumption-Based
Coping Strategies

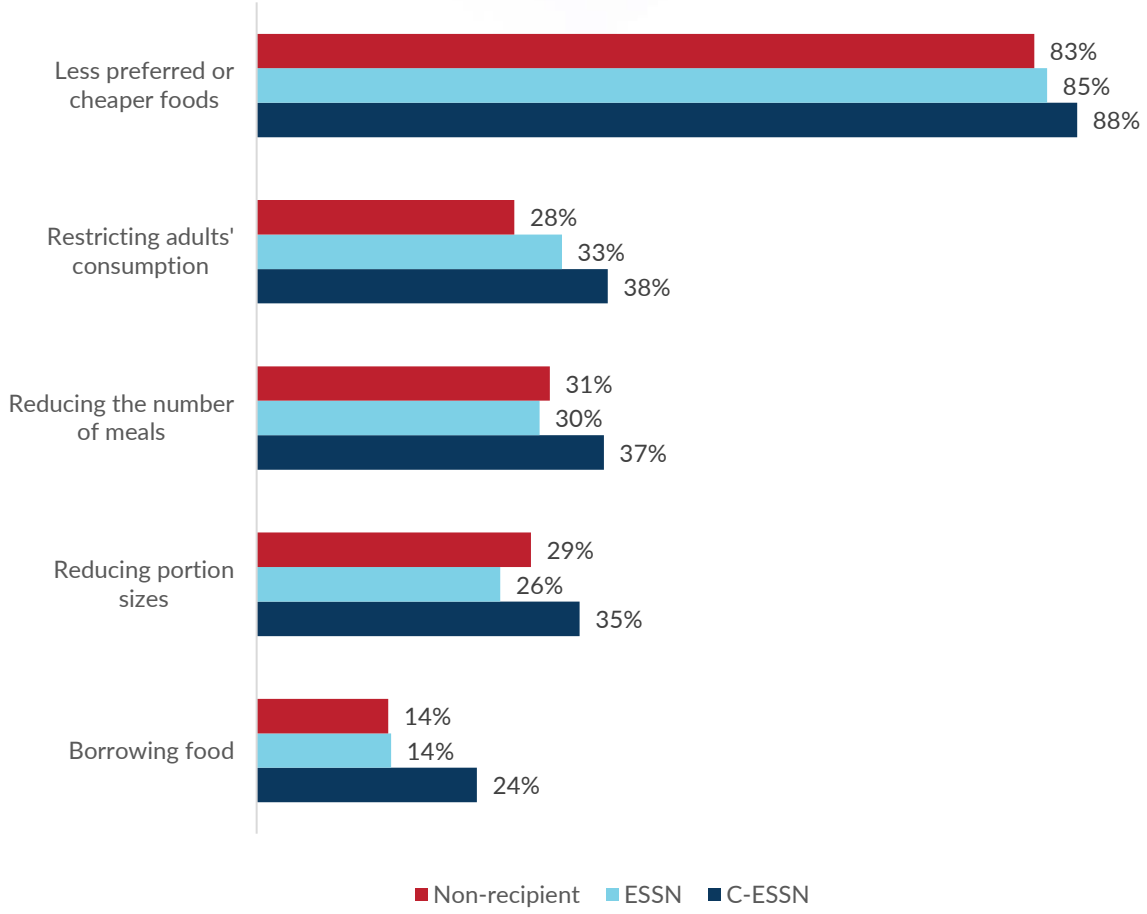

Livelihood
Coping Strategies

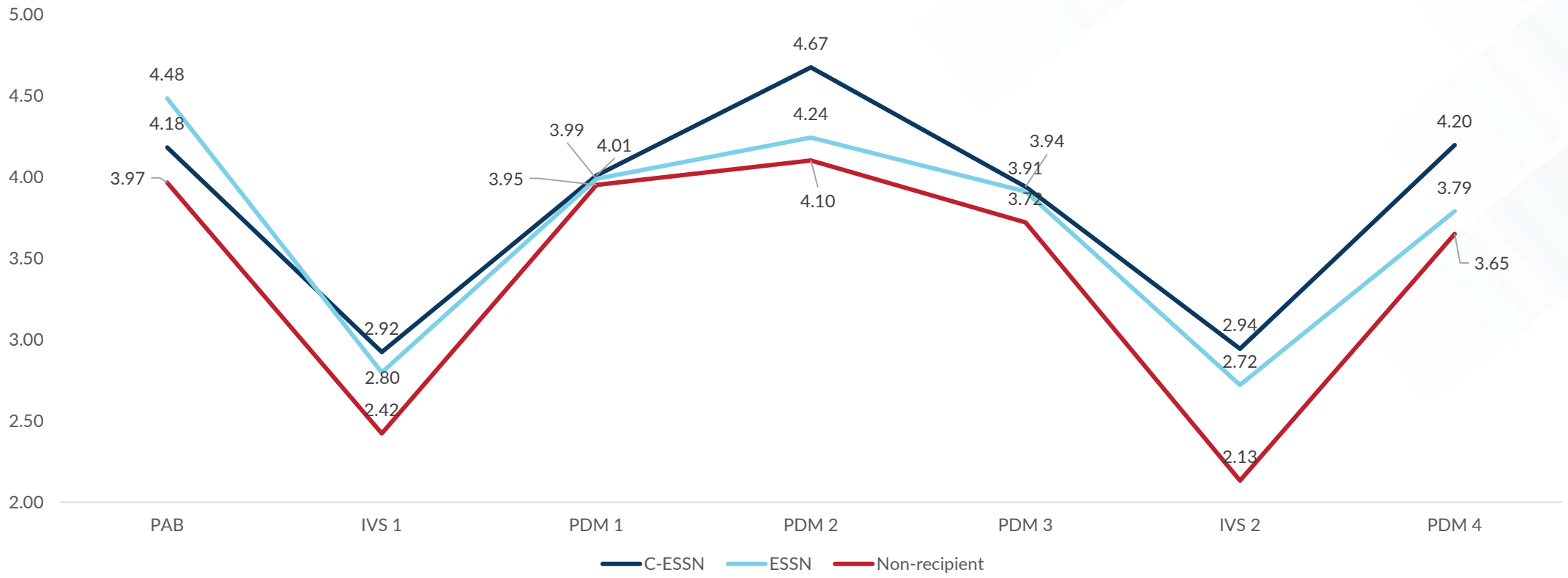

Livelihood
Coping Strategies

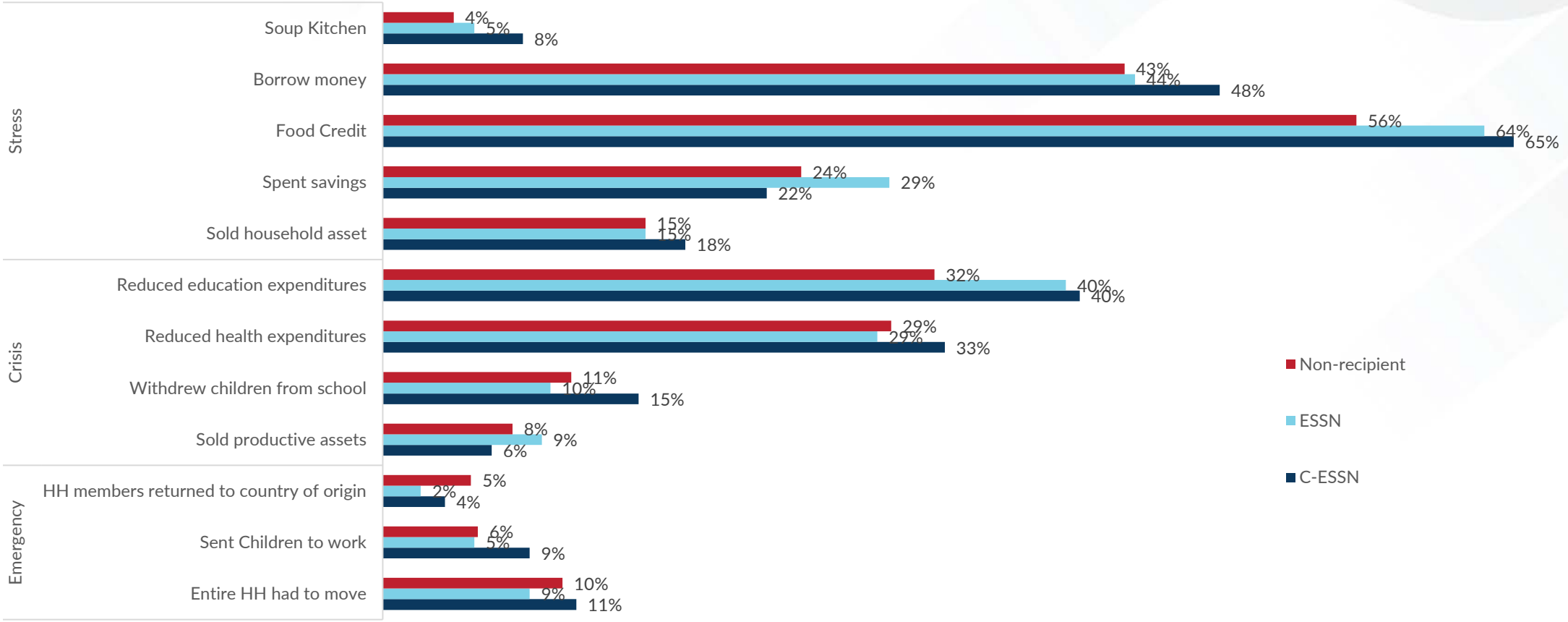

Food Security

This project is funded by the European Union.
Bu proje Avrupa Birliği tarafından finanse edilmektedir.
هذا المشروع تم تمويله من قبل الاتحاد الأوروبي

TÜRK KIZILAY

Food Consumption Score (FCS)

- FCS serves as an indirect measure of present food security status.
- With certain thresholds, Food Consumption Groups are derived from the FCS.

Food Consumption Score (FCS)

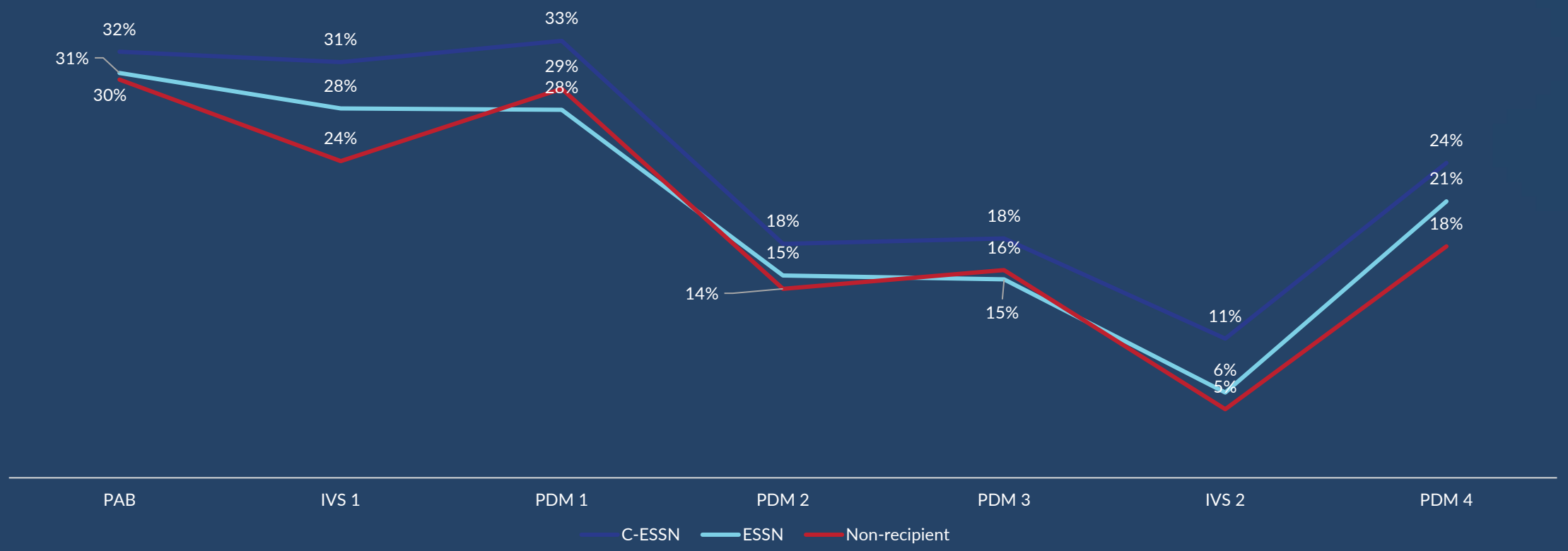

This project is funded by the European Union.
Bu proje Avrupa Birliği tarafından finanse edilmektedir.
هذا المشروع تم تمويله من قبل الاتحاد الأوروبي

TÜRK KIZILAY

Thank You...

Scan me

Official
Digital Media Channels
linktr.ee/kizilaykart

Kapanış ve Diğer Konular

- Tartışılabilecek herhangi bir başka konu var mı?

TEŞEKKÜRLER!

Inter-Agency
Coordination
Türkiye