UNHCR
The UN Refugee Agency

ETHIOPIA

Refugees and Internally Displaced Persons

As of 31 July 2026

Refugees and Asylum seekers

1,127,629

Total Refugees and Asylum seekers

1,016,815 refugees | 110,814 asylum-seekers
Female: 52% | Male: 48%
Main country origin: South Sudan (43%), Somalia (32%), Eritrea (15%) and Sudan (9%)

Age-gender breakdown

- 52% Children (0 -17 years)
- 45% Adults (18 - 59 years)
- 3% Elderly (60+)
- 79% Women & Children

Population distribution

73,568 (7%) Urban (Addis Ababa & Tigray)

202,869 (18%) Sites & Settlements (Alemwech, Mirqaan, Aftit, Ura...)

851,192 (75%) Camps (21 refugee camps)

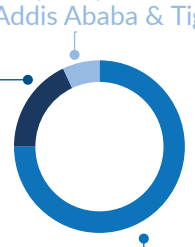

Population trends

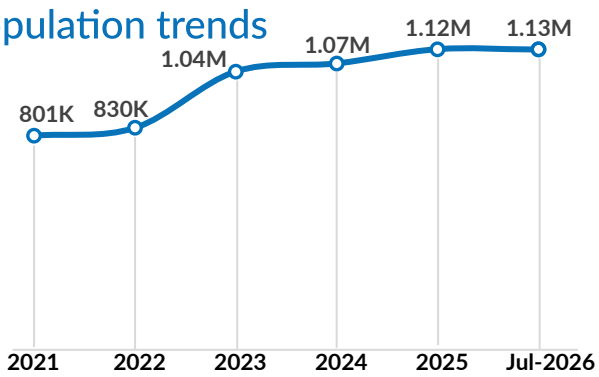

IDPs and IDP Returnees

1,919,993

Internally Displaced Persons (IDPs)

Sources: DTM Site Assessment Round 37 (August 2024)
This figure includes IDPs in different formal and informal locations
According to the latest DTM National displacement Report 20

2,813,489

IDP Returnees

Sources: DTM National displacement Report 20

IDPs and IDP Returnees by region

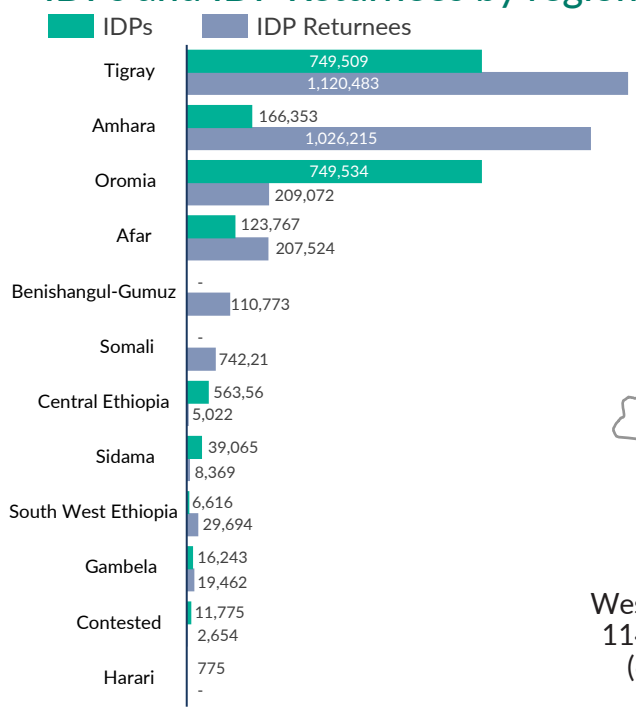

Top 5 zones of origin | IDPs

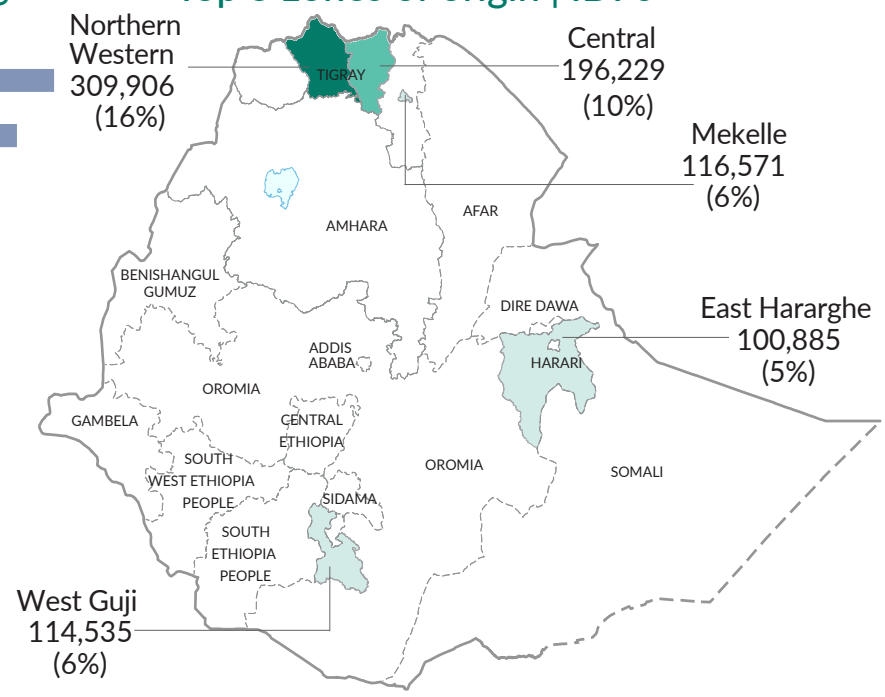

Population trends | IDPs

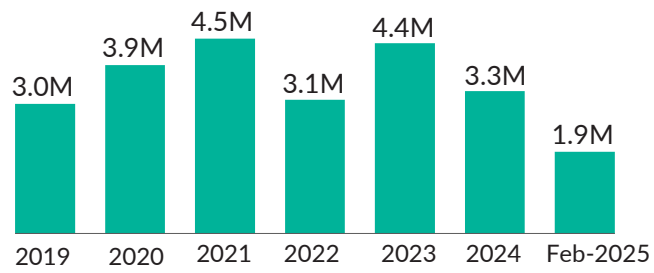

Reason of displacement | IDPs

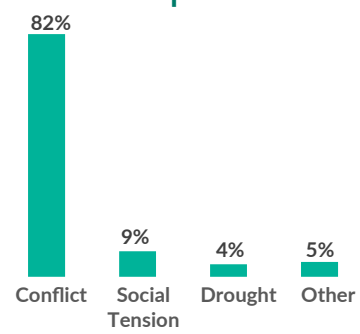

Population by region

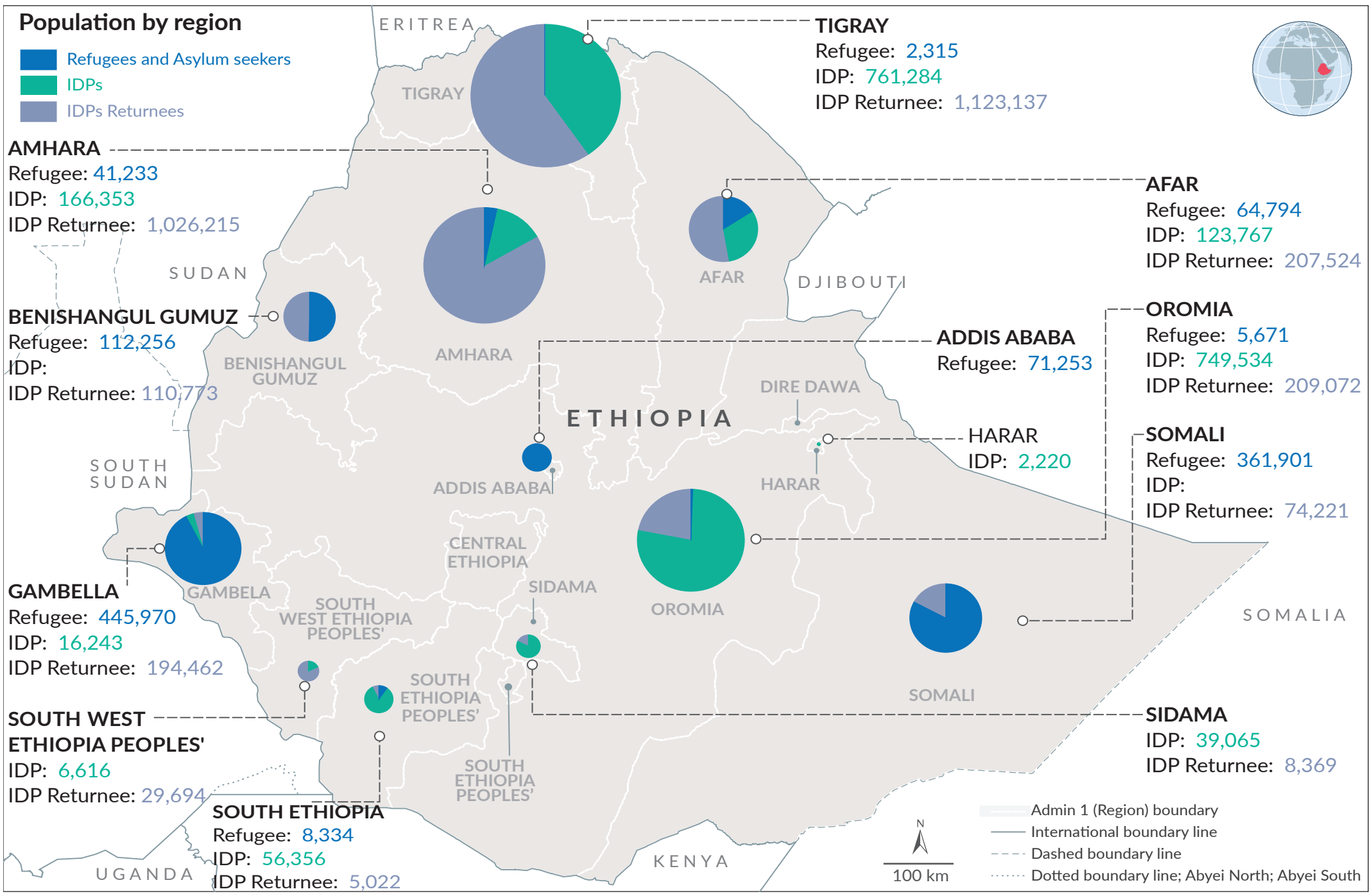

Data Source: IDP population DTM SA Round 37 & DTM VA Round 20 (**August 2024)**

*The boundaries and names shown and the designations used on this map do not imply official endorsement or acceptance by the United Nations. * Final boundary between the Republic of Sudan and the Republic of South Sudan; and between Ethiopia and Somalia has not yet been determined*

Printing date: August 21, 2026 **Sources:** UNCS, UNHCR, DTM (IOM), CSA Ethiopia **Author:** UNHCR - CO Ethiopia **Feedback:** IM unit Addis Ababa, ethadim@unhcr.org