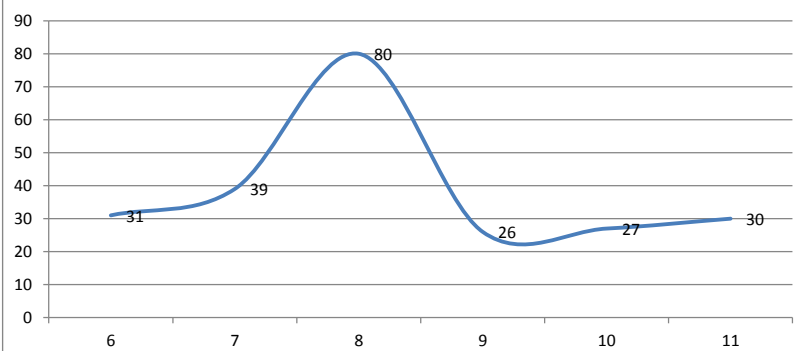
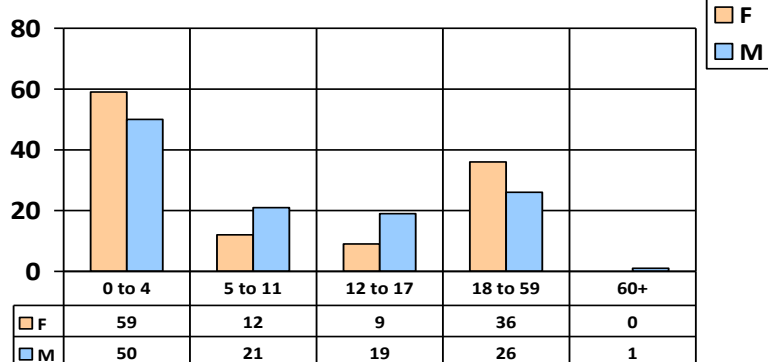


WEEKLY STATISTICS

Daily Registration Trend



Yida weekly sex and age breakdown



Weekly registration: 6-12 May.-2013

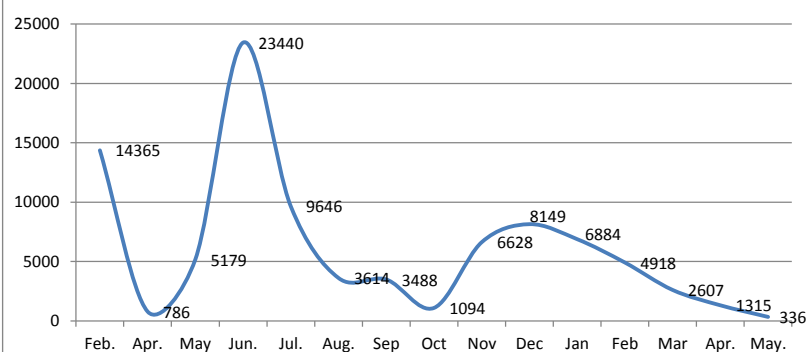
- ① During the current week (6 - 12 May), 233 individuals have been registered; 129 are active. With the introduction of the new GoSS resolution, 104 individuals have been registered and not provided with ration cards in Yida.
- ② 74 out of 233 are newborns.
- ③ 60.38% of new arrivals are minors and 39.62% are above 18 years.
- ④ 49.79% are female, 50.21% are male;
- ⑤ **Rejections:**
12 individuals have been rejected this week:
 - 3 suspected AC ;
 - 8 are South Sudanese;
 - 1 Visitor.
- ⑥ **Transfers:**
 - 174 individuals were transferred from Yida to Ajoung Thok and 34 individuals were transferred from Pariang to Ajoung Thok. 1 individual was spontaneous arrival to Ajoung Thok. As of May 12 Ajoung Thok camp host 431 refugees.
 - ⑦ Majority of new arrivals come from Heban and Al Boram.

INACTIVATION/RE-ACTIVATION:

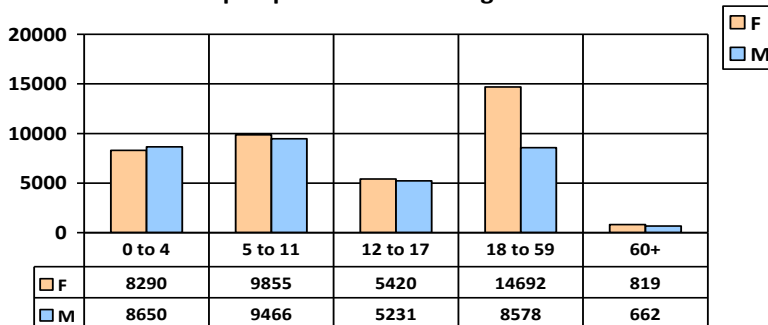
- 4 individuals were inactivated during the week. They went back to Nuba.
- 1 individual has been re-activated this week.
- 0 individuals who missed verification were rejected following interviews
- 11 individuals were closed, they died.

CUMULATIVE STATISTICS

Monthly Registration Trend



Yida Camp Population sex and age breakdown



Cumulative statistics and trends

- ① **71,663 individuals, 17,633 households** are registered in Yida camp 64.15% are females head of household and 35.85% are males.
- ② **INACTIVATION (Cumulative):**
 - 27,825 individuals have been totally inactivated.