


POPULATION STATISTICS AS OF 12-May-13 JAMMAM

Week 19 (06-May-13 to 12-May-13)



Weekly registration 06-May-13 to 12-May-13

TOTAL NEW REGISTRATION: 0
Newly Registration Active: 0
Newly Registration Hold: 0
Newly Registered HH 0

- New Birth: 0 (0%)
- Minor: 0 (0%)
- Female: 0 (0%)
- Unaccompanied and Separated Children: 0
- Women at risk: 0
- * All individuals with specific needs have been referred to concerned partners
- * An individual may have more than one specific needs

INACTIVE/CLOSURE AND REACTIVATION:

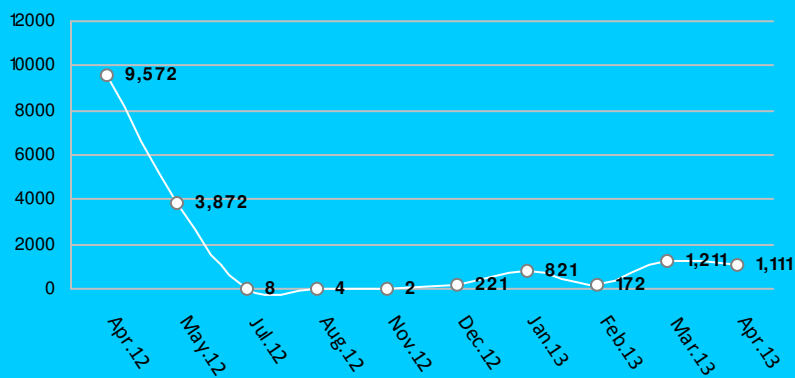
- Died: 0
- Other: 0
- Reactivation: 0
- Inactivation reasons are

INTER CAMP TRANSFER TO GENDRASSA

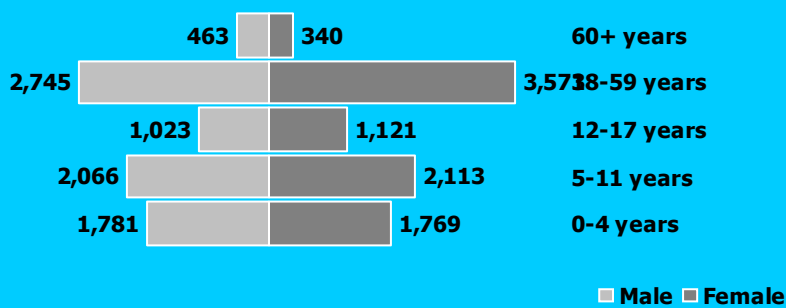
- Transfer HH: 3
- Transfer Individual: 15

CUMULATIVE STATISTICS

Monthly Registration



Cumulative sex and age breakdown



Cumulative statistics and trends

TOTAL POPULATION REGISTERED TO DATE:
- **16,994 individuals**(Active: 16,994 & Hold: 0)
- **4,249 households**
-Female headed households: 1,813(43%)

Cumulative statistics

From 01-Jan-13 To 12-May-13
New Registered Refugees: 2,912
New Birth: 403

INTER CAMP TRANSFER TO BATIL,DORO MOBILESERVER,GENDRASSA

- Transfer HH: 4,203
- Transfer Individual: 17,951

Contact Details

For specific data request, kindly contact

Juba Information Management Officer
torneri@unhcr.org

Maban Registration Officer
binene@unhcr.org

Maban Database Administrator
amos@unhcr.org

Education			
Age Group	M	F	Total
3-5 years	1,196	1,171	2,367
6-13 years	2,115	2,122	4,237
14-17 years	571	719	1,290

Health			
Age Group	M	F	Total
<1 years	193	214	407
1-4 years	1,588	1,555	3,143
5-14 years	2,676	2,686	5,362
15-49 years	2,858	3,828	6,686
50+ years	763	633	1,396

