

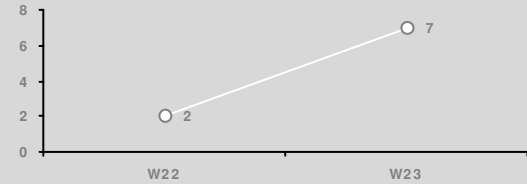

# POPULATION STATISTICS AS OF 09-Jun-13

## DORO MOBILESERVER

Week 23 (03-Jun-13 to 09-Jun-13)



### Weekly sex and age breakdown



### Weekly registration 03-Jun-13 to 09-Jun-13

TOTAL NEW REGISTRATION: 7  
 Newly Registration Active: 7  
 Newly Registration Hold: 0  
 Newly Registered HH 1

- New Birth: 0 (0%)
- Minor: 5 (71%)
- Female: 4 (57%)
- Unaccompanied and Separated Children: 0
- Women at risk: 1
- \* All individuals with specific needs have been referred to concerned partners
- \* An individual may have more than one specific needs

### INACTIVE/CLOSURE AND REACTIVATION:

- Died: 2
- Other: 22
- Reactivation: 1
- Inactivation reasons are

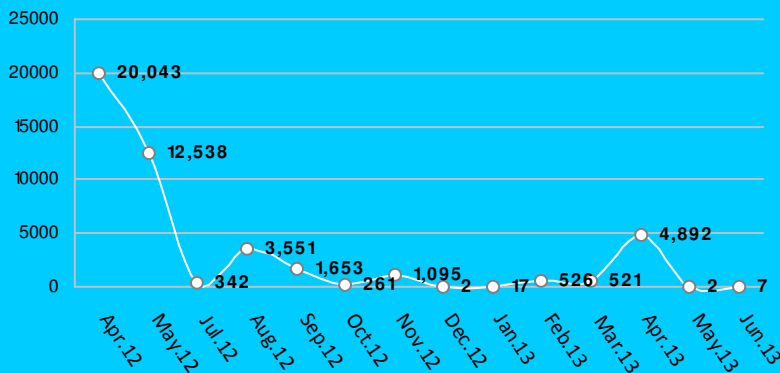
### DUAL REGISTRATION

### INTER CAMP TRANSFER TO Nil

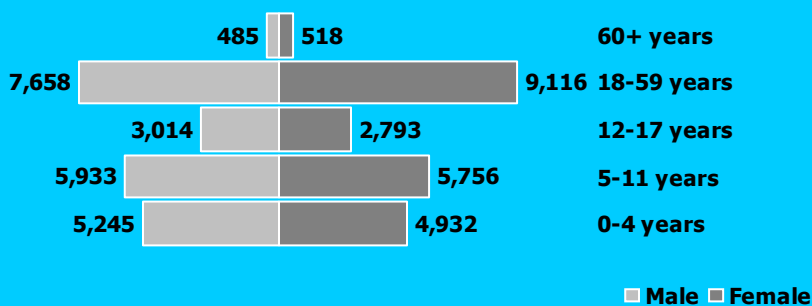
- Transfer HH: 0
- Transfer Individual: 0

### CUMULATIVE STATISTICS

#### Monthly Registration



### Cumulative sex and age breakdown



### Cumulative statistics and trends

### TOTAL POPULATION REGISTERED TO DATE:

- 45,450 individuals(Active: 45,450 & Hold: 0)
- 12,143 households
- Female headed households: 5,494(45%)

### Cumulative statistics

From 01-Jan-13 To 09-Jun-13  
 New Registered Refugees: 5,121  
 New Birth: 844

### INTER CAMP TRANSFER TO JAMMAM,BATIL,GENDRASSA

- Transfer HH: 14
- Transfer Individual: 49

### Contact Details

For specific data request, kindly contact

Juba Information Management Officer  
 tornieri@unhcr.org

Maban Registration Officer  
 binene@unhcr.org

Maban Database Administrator  
 amos@unhcr.org

Education			
Age Group	M	F	Total
3-5 years	3,196	3,033	6,229
6-13 years	6,227	5,896	12,123
14-17 years	1,709	1,667	3,376

Health			
Age Group	M	F	Total
<1 years	657	620	1,277
1-4 years	4,588	4,312	8,900
5-14 years	7,721	7,287	15,008
15-49 years	8,335	9,852	18,187
50+ years	1,034	1,044	2,078