


**POPULATION STATISTICS AS OF 21-Jul-13 DORO
MOBILESERVER**

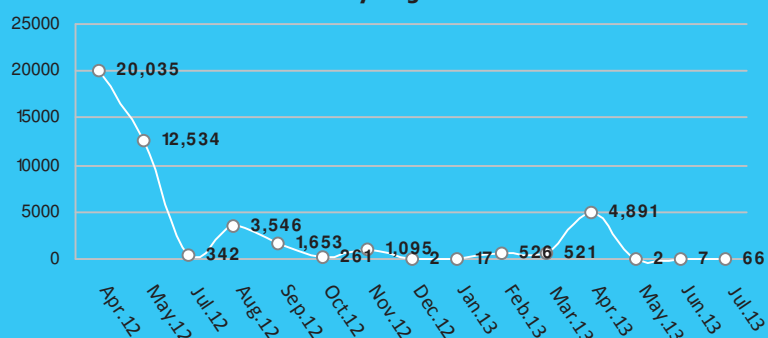
Week 29 (15-Jul-13 to 21-Jul-13)

**Weekly Registration
Gender & age breakdown**

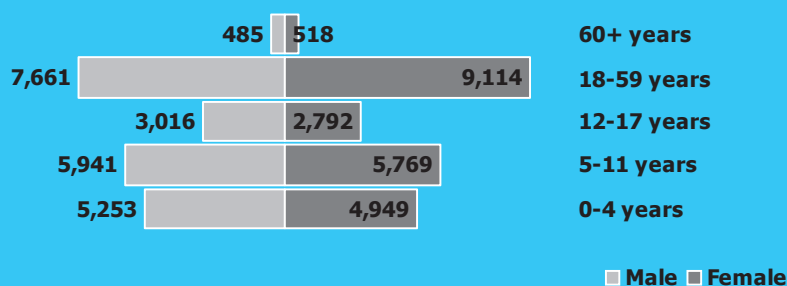


CUMULATIVE STATISTICS

Monthly Registration



Cumulative gender & age breakdown

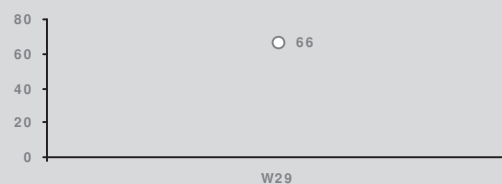


Sectoral gender and age breakdown

Education				Health			
Age Group	M	F	Total	Age Group	M	F	Total
3-5 years	3,194	3,036	6,230	0-5 months	158	164	322
6-13 years	6,231	5,901	12,132	6-23 months	1,535	1,439	2,974
14-17 years	1,713	1,667	3,380	24-35 months	1,379	1,303	2,682
				36-59 months	2,181	2,043	4,224
				<1 years	609	574	1,183
				1-4 years	4,644	4,375	9,019
				5-14 years	7,729	7,300	15,029
				15-49 years	8,340	9,848	18,188
				50+ years	1,034	1,045	2,079



Weekly Registration Trends



**Weekly registration
15-Jul-13 to 21-Jul-13**

TOTAL NEW REGISTRATION: 66

Newly Registered HH: 2

- New Birth: 66 (100%)
- Minor: 66 (100%)
- Female: 37 (56%)
- Unaccompanied and Separated Children: 0
- Women at risk: 0
- * All individuals with specific needs have been referred to concerned partners
- * An individual may have more than one specific needs

INACTIVE/CLOSURE AND REACTIVATION:

- Died: 0
- Other: 6
- Reactivation: 0
- Inactivation reasons are

INTER CAMP TRANSFER TO Nil

- Transfer HH: 0
- Transfer Individual: 0

Cumulative statistics and trends

TOTAL POPULATION REGISTERED TO DATE:

- **45,498 individuals**
- **12,144 households**
- Female headed households: 5,495(45%)

Cumulative statistics

From 01-Jan-13 To 21-Jul-13

New Registered Refugees: 5,120

New Birth: 910

INTER CAMP TRANSFER TO KAYA,BATIL,GENDRASSA

- Transfer HH: 15
- Transfer Individual: 52

Contact Details

For specific data request, kindly contact

Juba Information Management Officer
tornieri@unhcr.org

Upper Nile Registration Officer
binene@unhcr.org

Upper Nile Database Administrator
amos@unhcr.org