

## POPULATION STATISTICS AS OF 01-Sep-13 GENDRASSA


Week 35 (26-Aug-13 to 01-Sep-13)

**Weekly Registration**  
Gender & age breakdown

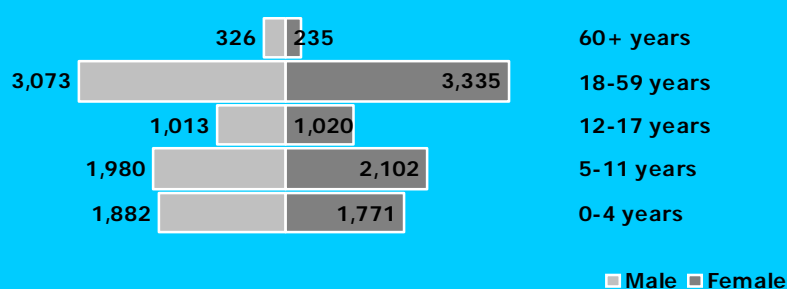


### CUMULATIVE STATISTICS

**Monthly Registration**



**Cumulative gender & age breakdown**

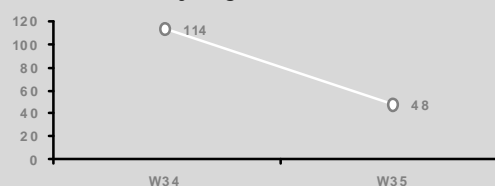


**Sectoral gender and age breakdown**

Education				Health			
Age Group	M	F	Total	Age Group	M	F	Total
3-5 years	1,140	1,175	2,315	0-5 months	134	146	280
6-13 years	2,002	2,030	4,032	6-23 months	541	500	1,041
14-17 years	630	671	1,301	24-35 months	426	371	797
				36-59 months	781	754	1,535
				<1 years	277	272	549
				1-4 years	1,605	1,499	3,104
				5-14 years	2,529	2,573	5,102
				15-49 years	3,234	3,625	6,859
				50+ years	629	494	1,123



**Weekly Registration Trends**



**Weekly registration**  
26-Aug-13 to 01-Sep-13

TOTAL NEW REGISTRATION: 48  
Newly Registered HH: 0

- New Birth: 48 (100%)
- Minor: 48 (100%)
- Female: 24 (50%)
- Unaccompanied and Separated Children: 0
- Women at risk: 0
- \* All individuals with specific needs have been referred to concerned partners
- \* An individual may have more than one specific needs

#### INACTIVE/CLOSURE AND REACTIVATION:

- Died: 0
- Other: 0
- Reactivation: 0
- Inactivation reasons are

#### INTER CAMP TRANSFER TO Nil

- Transfer HH: 0
- Transfer Individual: 0

#### Cumulative statistics and trends

#### TOTAL POPULATION REGISTERED TO DATE:

- 16,737 individuals
- 4,170 households
- Female headed households: 1,684(40%)

Cumulative statistics  
From 01-Jan-13 To 01-Sep-13  
New Registered Refugees: 1,551  
New Birth: 579

#### INTER CAMP TRANSFER TO KAYA,BATIL,DORO

- MOBILESERVER
- Transfer HH: 13
- Transfer Individual: 18

#### Contact Details

For specific data request, kindly contact

Juba Information Management Officer  
tornieri@unhcr.org

Upper Nile Registration Officer  
binene@unhcr.org

Upper Nile Database Administrator  
amos@unhcr.org