

POPULATION STATISTICS AS OF 15-Sep-13 GENDRASSA

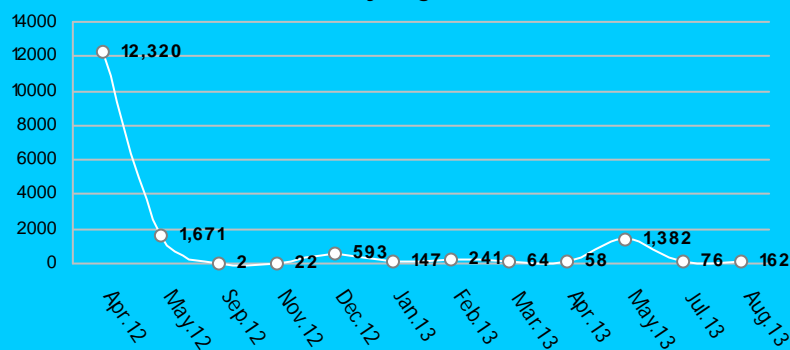
Week 37 (09-Sep-13 to 15-Sep-13)

Weekly Registration Gender & age breakdown

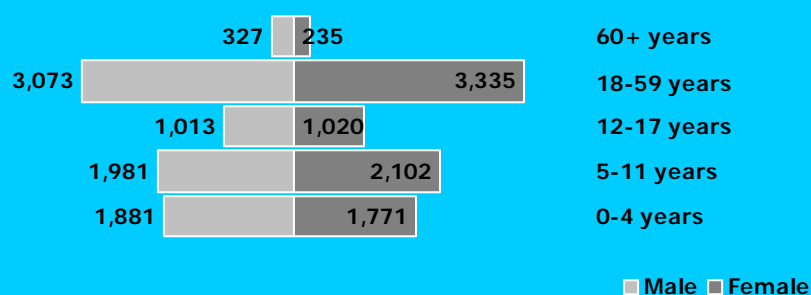
No New Registration

CUMULATIVE STATISTICS

Monthly Registration



Cumulative gender & age breakdown

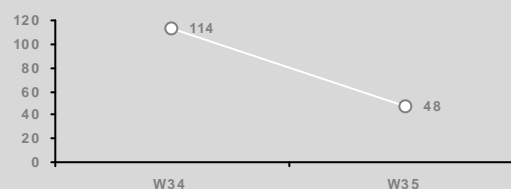


Sectoral gender and age breakdown

Education				Health			
Age Group	M	F	Total	Age Group	M	F	Total
3-5 years	1,142	1,175	2,317	0-5 months	134	146	280
6-13 years	2,002	2,030	4,032	6-23 months	541	500	1,041
14-17 years	630	671	1,301	24-35 month	426	371	797
				36-59 month	780	754	1,534
				<1 years	272	254	526
				1-4 years	1,609	1,517	3,126
				5-14 years	2,530	2,573	5,103
				15-49 years	3,234	3,625	6,859
				50+ years	630	494	1,124



Weekly Registration Trends



Weekly registration 09-Sep-13 to 15-Sep-13

TOTAL NEW REGISTRATION: 0

Newly Registered HH: 0

- New Birth: 0 (0%)
- Minor: 0 (0%)
- Female: 0 (0%)
- Unaccompanied and Separated Children: 0
- Women at risk: 0
- * All individuals with specific needs have been referred to concerned partners
- * An individual may have more than one specific needs

INACTIVE/CLOSURE AND REACTIVATION:

- Died: 0
 - Other: 0
 - Reactivation: 0
- Inactivation reasons are

INTER CAMP TRANSFER TO NIL

- Transfer HH: 0
- Transfer Individual: 0

Cumulative statistics and trends

TOTAL POPULATION REGISTERED TO DATE:

- 16,738 individuals
- 4,171 households
- Female headed households: 1,684(40%)

Cumulative statistics

From 01-Jan-13 To 15-Sep-13
New Registered Refugees: 1,551
New Birth: 579

INTER CAMP TRANSFER TO KAYA,BATIL,DORO MOBILESERVER

- Transfer HH: 13
- Transfer Individual: 18

Contact Details

For specific data request, kindly contact

Juba Information Management Officer
tornieri@unhcr.org

Upper Nile Registration Officer
binene@unhcr.org

Upper Nile Database Administrator
amos@unhcr.org