



REFUGEE SURVEILLANCE UPDATE (MABAN, YIDA AND AJOUNG THOK)

Epidemiological Week 39

23rd - 29th September 2013

Highlights

- The proportion of health facilities in Maban that submitted the weekly reports to the state and central level was 18 out of 23 bringing completeness to 78.3%. (*See list of health facilities in Maban and supporting partners on page 2*). All facilities serving the refugees in Maban reported on time in week 39, while those serving the host communities were 11 out of 16 facilities.
- All the three health facilities serving Yida refugee camp reported on time this week.
- The health facility serving Ajoung Thok, a new camp in Unity State has reported on time since it started reporting three weeks ago. The health facility is being operated by African Humanitarian Action (AHA).
- Malaria was the leading priority disease recorded in the refugee camps (69.9%), followed by Acute watery diarrhea (27.5%), Acute bloody diarrhea (1.6%), and AJS (1.0%).
- Forty three (43) suspected Acute Jaundice Syndrome (AJS) cases (or Hepatitis E cases) with no related deaths were recorded from Maban and Yida in week 39.
- Maban reported 86% of the total cases reported this week.
- Two cases were reported from a facility serving the host community.
- Of the total cases reported from Maban, Doro reported 43.2%, followed by Kaya 27.0%, Gendrassa, and Batil 10.8%. Cases reported are based on the date of visit.
- The cumulative AJS cases recorded from Maban refugee camps are 11,878 and 212 related deaths, while Yida has recorded 608 cases and 13 deaths.
- No cases of measles, meningitis, cholera, or viral haemorrhagic fever were reported this week.

Reporting Performance

The total number of health facilities in Maban expected to report for *Early Warning and Alert Response Surveillance* (EWARS) system this week is 23. Of these, 16 serve the host community and seven serve refugee camps in Maban. Three HFs serve Yida and one serves Ajong Thok refugee camps in Unity State. Three of the four silent health facilities serving the host community are operating but not reporting due to the long distance from Bunj town and lack of communication facilities.

Table 1: Health facilities serving refugee and host communities in Maban, Yida, and Ajong Thok

FACILITY IN MABAN	WK33	WK34	WK35	WK36	WK37	WK38	WK39
<i>Doro camp clinic - MSF-B</i>	1	1	1	1	1	1	1
<i>Kaya camp - MSF-H clinic</i>	1	1	1	1	1	1	1
<i>Batil - MSF-H</i>	1	1	1	1	1	1	1
<i>Batil - Medair SE Clinic</i>	1	1	1	1	1	1	1
<i>Gendrassa - MSF H</i>	1	1	1	1	1	1	1
<i>Gendrassa - IMC</i>	1	1	1	1	1	1	1
<i>Kaya - IMC</i>	1	1	1	1	1	1	1
<i>Bunj PHCC - Relief International</i>	1	1	1	1	1	1	1
<i>Bunj Hospital SP - MOH</i>	1	1	1	1	1	1	1
<i>Dangaji PHCU - Relief International</i>	1	1	1	1	1	1	1
<i>Gesm Allah PHCU- Relief International</i>	1	1	1	1	1	1	1
<i>Jamam PHCU - MOH</i>	1	1	1	1	1	1	1
<i>Genkwata PHCU - MOH</i>		1	1	1	1	1	1
<i>Thuaye PHCU - MOH</i>	1	1	1	1	1	1	1
<i>New Guffa PHCU - MOH</i>							
<i>Khor Tumbak PHCU - MOH</i>							
<i>Puomky PHCU - Relief International</i>							
<i>Doro PHCU - SIM</i>	1	1	1	1	1	1	1
<i>Liang PHCU - Relief International</i>	1	1	1	1	1	1	1
<i>Nila PHCU - Relief International</i>	1	1	1	1	1	1	1
<i>Sheta PHCU - Relief International</i>	1	1	1	1	1	1	1
<i>Baugaya PHCU - MOH</i>							
<i>Thonkayo PHCU – Relief International</i>							
Total Facilities Reporting	17	18	18	18	18	18	18

FACILITIES IN YIDA	WK33	WK34	WK35	WK36	WK37	WK38	WK39
<i>Wang Kuat PHCC - Care International</i>	1	1		1		1	1
<i>Yida PHCC - Care International</i>		1		1		1	1
<i>MSF-France Clinic</i>	1	1	1	1	1	1	1
Total Facilities Reporting	2	3	1	3	1	3	3
FACILITY IN AJOUNG THOK	WK33	WK34	WK35	WK36	WK37	WK38	WK39
<i>Ajong Thok - AHA</i>					1	1	1

Epidemic Prone Diseases Reported

Acute Watery Diarrhea (AWD)

A total of 1189 AWD cases were reported in Maban, Yida, and Ajoung Thok refugee camps during this reporting week with no related deaths. AWD accounted for 27.5% of the priority diseases reported this week. Proportion of cases below five years was at 70.5% of all reported AWD cases in all the camps. This week Maban registered more cases compared to the previous week.

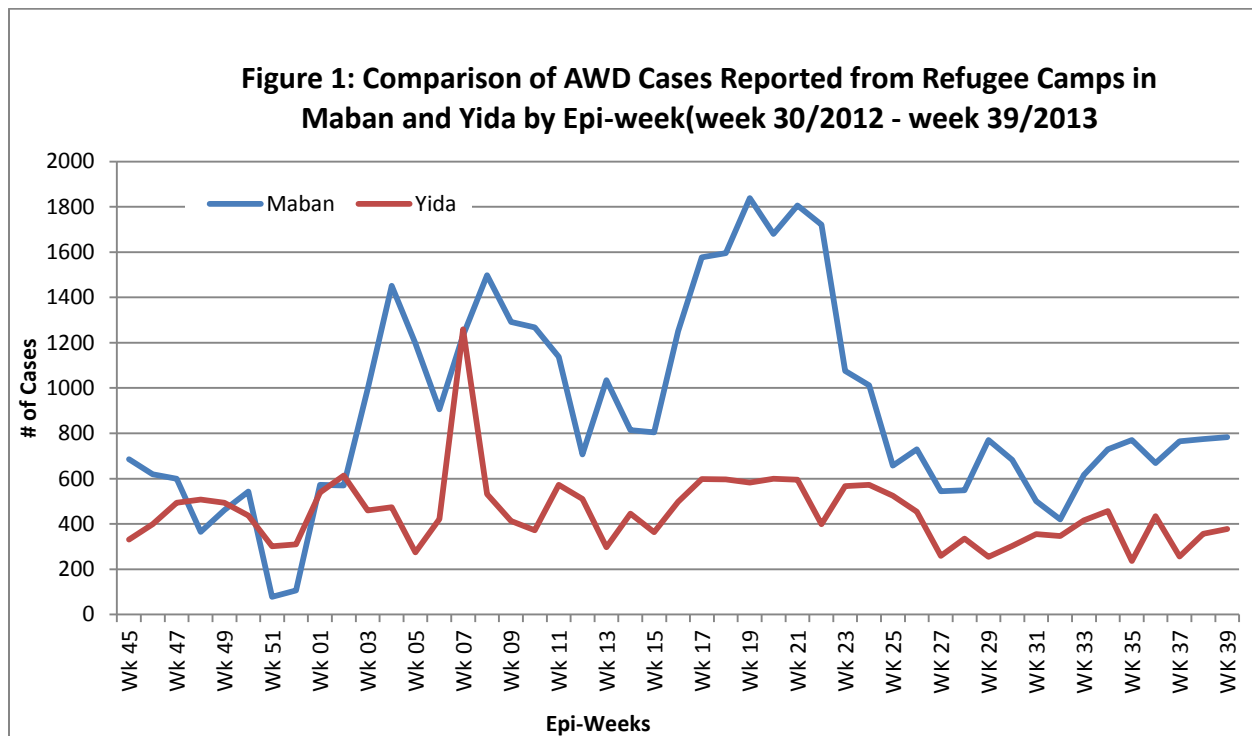


Figure 1 above shows a comparison of AWD cases reported by Epi-week in year 2012 -2013 from facilities serving the Refugees in Maban and Yida. The cases among the Host community in Maban decreased to 186 from 197 in the previous week with no related deaths.

Dysentery (ABD)

A total of 70 cases of ABD with no related deaths were reported in week 39 from the refugee camps in Maban, Yida, and Ajoung Thok. This week recorded fewer cases compared to the previous week (108). The proportion of cases in children below five years was slightly higher

(67.2%) than that of the previous week (64.8%).

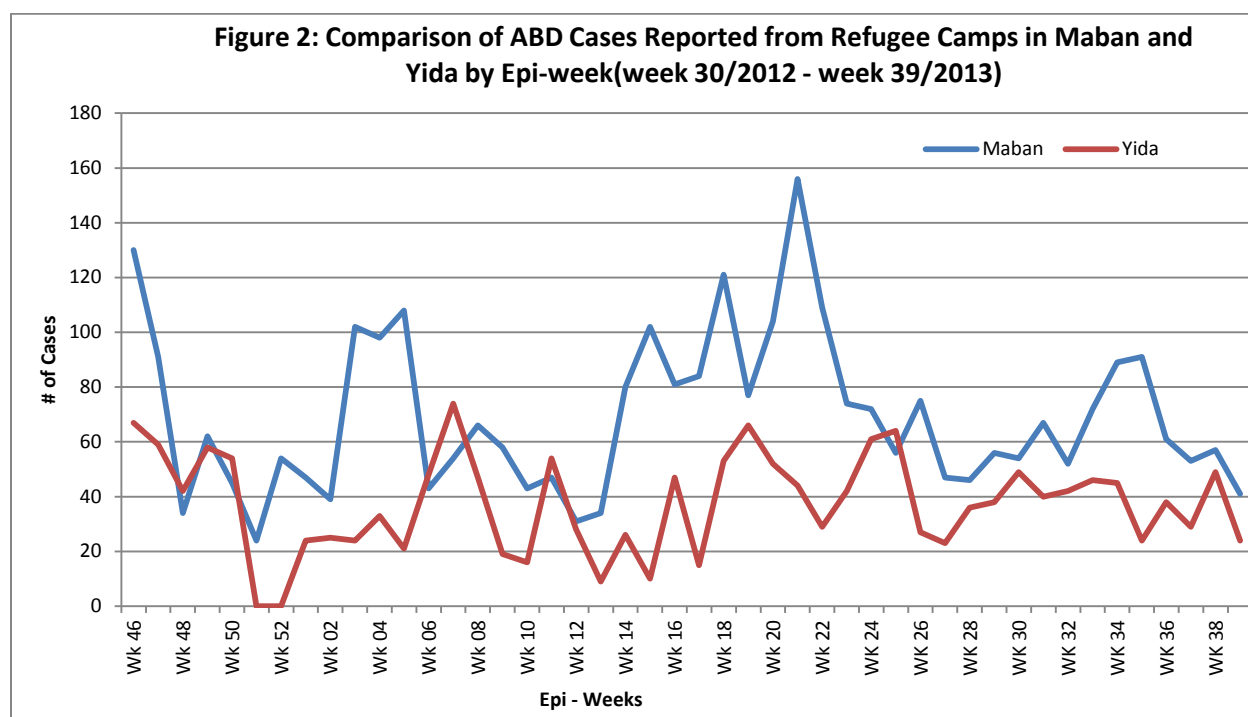
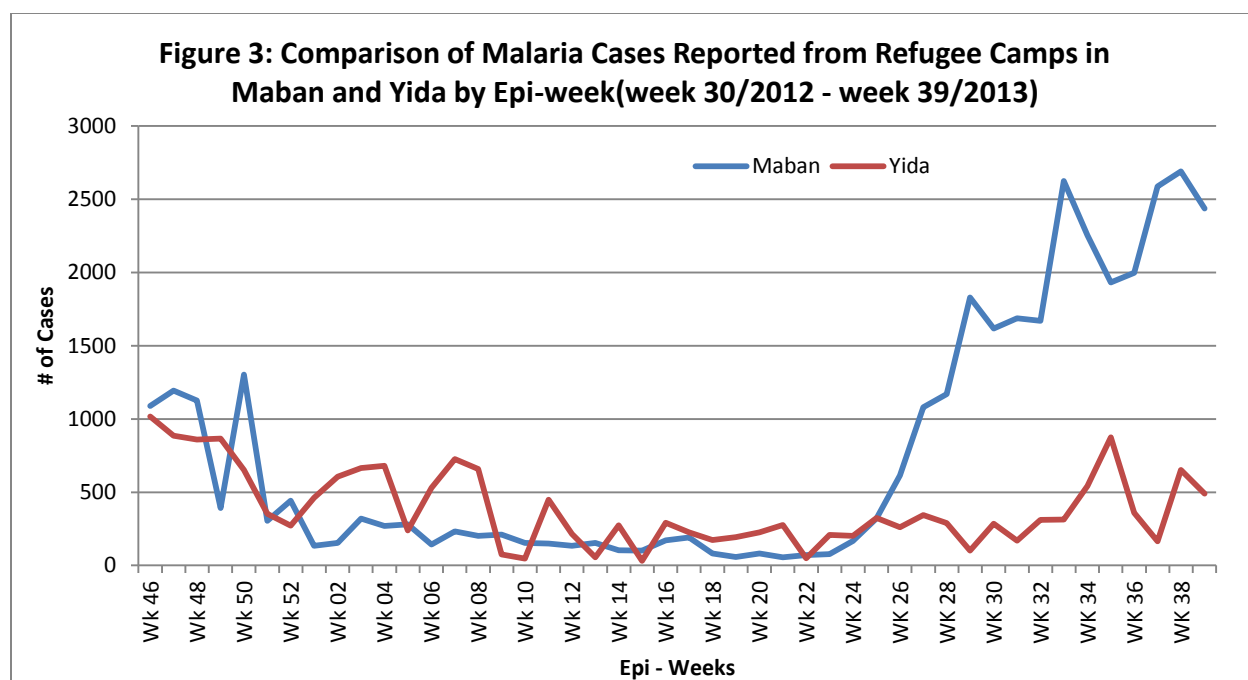


Figure 2 above shows a comparison of ABD cases reported by Epi-week and year 2012 – 2013 in Maban and Yida camps. The ABD incidence reported in Maban this week decreased. The ABD incidence among the host community in Maban decreased to 70 from 92 in the previous week.

Malaria

Malaria incidence in Maban refugee camps this week increased to 3030 compared to 2690 cases in the previous week with one related death in Yida. The incidence decreased in Yida from 651 the previous week to 490 cases this week. Out of all the cases, 24.8% were reported in children below five years of age in all the camps. In Maban County, 1099 cases of malaria with no related deaths were reported from facilities serving the host community. Malaria cases in the host community decreased this week compared to 1156 recorded in the previous week. The under 5 years old in the host community had a higher incidence of malaria (45.0%) than those in the refugee camps (24.8%). The incidence of malaria among children in the camps has for a long time been around 20% of the total malaria cases. Malaria incidence has remained lower among children in the camps than those in the host community.



Acute Jaundice Syndrome (AJS)

A total of forty three (43) suspected Acute Jaundice Syndrome cases (or Hepatitis E cases) with no related deaths were recorded from Maban and Yida refugee camps in week 39 (*Figures 4 and 5 show AJS Epi-Curve in Maban and Yida*). Two cases were reported from a health facility serving the host community this week. However, of the 16 cases reported in Doro, three came from the host community. As shown in figure 4 and 5, cumulative AJS cases and related deaths recorded from Maban and Yida refugee camps were 11,878 and 212, and 608 and 13 respectively since the outbreak till week 39. Compared to previous weeks, AJS/HEV cases have reduced remarkably since mid-July especially in Batil. Gendrassa, Kaya and Doro are still reporting high numbers of AJS/HEV cases compared to the previous months. More emphasis is being put on improving hygiene and sanitation at house hold level, creating more awareness in the community, and screening. All health and WASH actors in the camps are being engaged in prevention activities against Hep E. WASH crude indicators are good according to sphere and UNHCR standards. Hep E awareness is being stepped up in the community through schools, places of worship, women and youth groups, and social events. The pattern of the epidemic has shown a decreasing trend in all the camps in Maban in the recent months. In spite of the declining trend, prevention and monitoring activities are ongoing.

Figure 4: Epi-Curve of Acute Jaundice Syndrome cases in the Refugee camps in Maban County (May 2012 - Sept 2013)

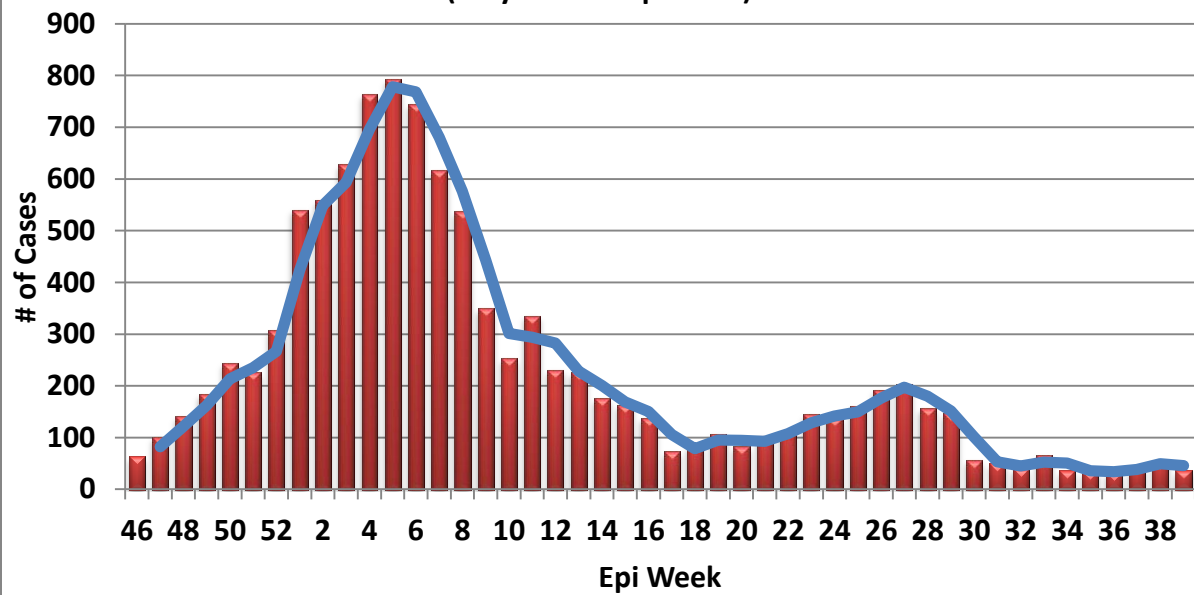
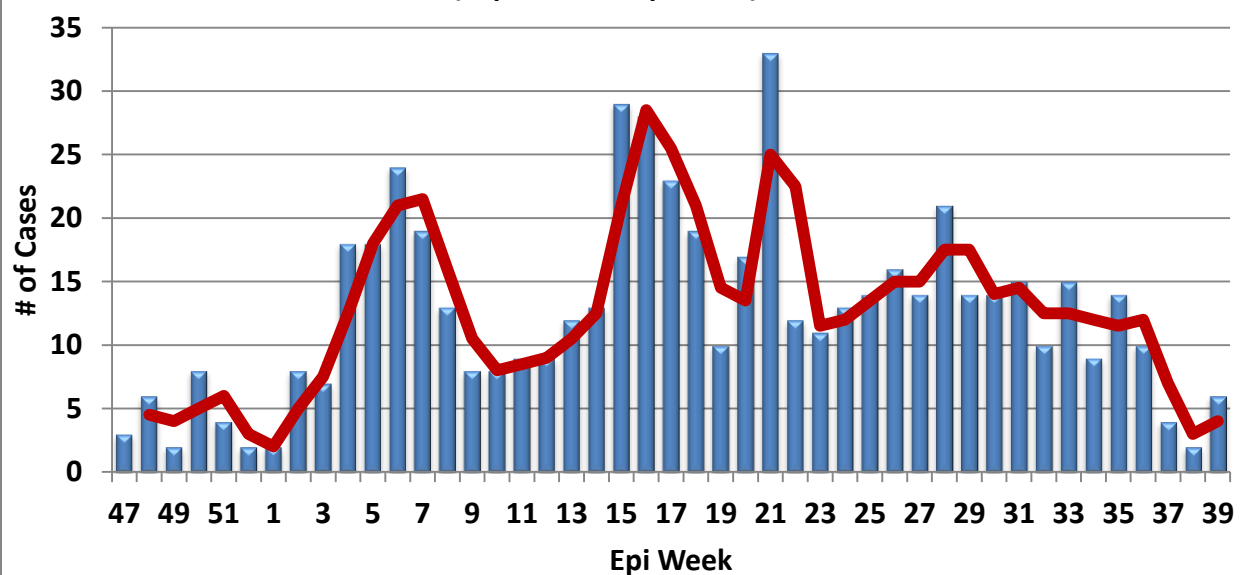


Figure 5: Epi-Curve of Acute Jaundice Syndrome cases in Yida Refugee Camp (Sept 2012 - Sept 2013)



Other Diseases: No cases of Measles, Meningitis, Cholera, Viral Hemorrhagic fever or Influenza like illness were reported during this week.

Table 2: Summary of Priority Diseases in Maban week 39

Camps	Doro		Batil		Gendrassa		kaya		Maban TOTAL		Yida		Yida TOTAL		Host Community	
Cases/ Death	C	D	C	D	C	D	C	D	C	D	C	D	C	D	C	D
Suspected Cholera	0	0	0	0	0	0	0	0	0	0	0	0	0	0	0	0
AWD	319	0	237	0	91	0	136	0	783	0	378	0	378	0	277	0
ABD	7	0	7	0	13	0	14	0	41	0	24	0	24	0	53	0
Meningitis	0	0	0	0	0	0	0	0	0	0	0	0	0	0	0	0
Measles	0	0	0	0	0	0	0	0	0	0	0	0	0	0	0	0
AJS	16	0	4	0	7	0	10	0	37	0	6	0	6	0	0	0
Malaria	1394	0	461	0	428	0	153	0	2436	0	490	0	490	0	1099	0
AFP	0	0	0	0	0	0	0	0	0	0	0	0	0	0	0	0
Neonatal Tetanus	0	0	0	0	0	0	0	0	0	0	0	0	0	0	0	0
VHF	0	0	0	0	0	0	0	0	0	0	0	0	0	0	0	0
Total	1736	0	709	0	539	0	313	0	3297	0	898	0	898	0	1429	0

Key : AWD – Acute Watery Diarrhea, , ABD – Blood Diarrhea/Dysentery, Men – Meningitis, AJS – Acute Jaundice Syndrome, AFP – Acute Flaccid Paralysis/Polio , NT - Neonatal Tetanus, 0 -Zero Report, C – Cases , D - Deaths , **Timely reports** - Reports received before Wednesday 10:00am, **Completeness** - Proportion of health facilities reporting in a county/state, **Timeliness** - Proportion of county in a state reporting on time. HFs- Health Facilities, **EPI-Expanded program for immunization**

For comments or questions, please contact: Surveillance Department, MoH-RSS, Tel: 0955551147; 0922186571;
E-mail: outbreak_ss_2007@yahoo.com, HF radio frequency: 8015 USP; CELL CALL: 7002



The Weekly Surveillance Bulletin is produced with the support UNH