


## POPULATION STATISTICS AS OF 20-Oct-13 KAYA

Week 42 (14-Oct-13 to 20-Oct-13)

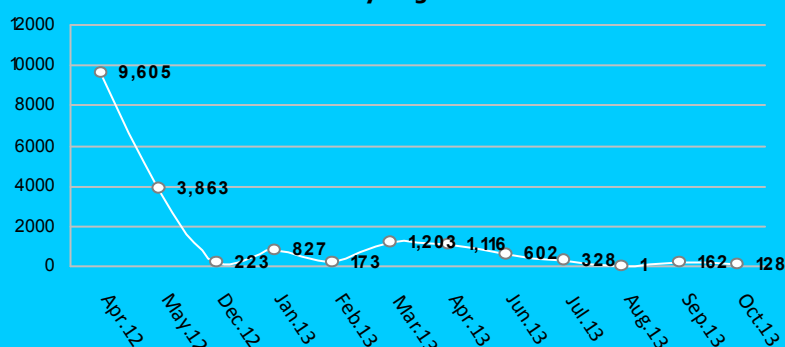


### Weekly Registration Gender & age breakdown

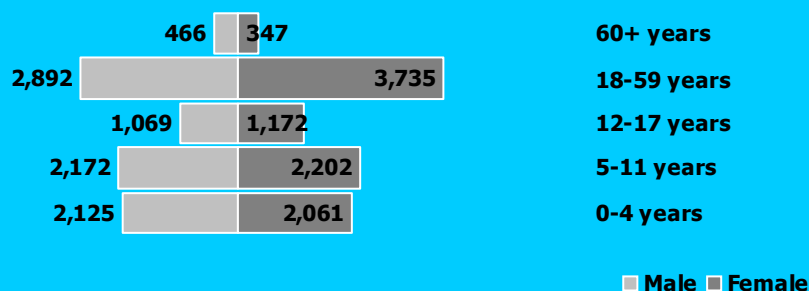


### CUMULATIVE STATISTICS

#### Monthly Registration



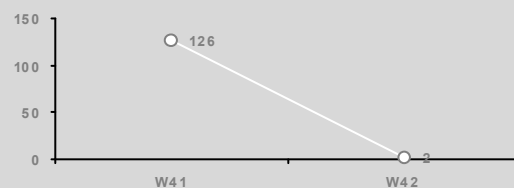
#### Cumulative gender & age breakdown



#### Sectoral gender and age breakdown

Education				Health			
Age Group	M	F	Total	Age Group	M	F	Total
3-5 years	1,270	1,228	2,498	0-5 months	178	168	346
6-13 years	2,215	2,206	4,421	6-23 months	659	638	1,297
14-17 years	598	753	1,351	24-35 months	446	442	888
				36-59 months	842	813	1,655
				<1 years	321	322	643
				1-4 years	1,804	1,739	3,543
				5-14 years	2,808	2,797	5,605
				15-49 years	3,018	4,009	7,027
				50+ years	773	650	1,423

### Weekly Registration Trends



### Weekly registration 14-Oct-13 to 20-Oct-13

TOTAL NEW REGISTRATION: 2  
Newly Registered HH: 0

- New Birth: 2 (100%)
- Minor: 2 (100%)
- Female: 1 (50%)
- Unaccompanied and Separated Children: 0
- Women at risk: 0
- \* All individuals with specific needs have been referred to concerned partners
- \* An individual may have more than one specific needs

### INACTIVE/CLOSURE AND REACTIVATION:

- Died: 0
- Other: 0
- Reactivation: 0

### INTER CAMP TRANSFER TO GENDRASSA

- Transfer HH: 1
- Transfer Individual: 1

### Cumulative statistics and trends

### TOTAL POPULATION REGISTERED TO DATE:

- 18,241 individuals
- 4,481 households
- Female headed households: 1,916(43%)

Cumulative statistics  
From 01-Jan-13 To 20-Oct-13  
New Registered Refugees: 3,715  
New Birth: 825

### INTER CAMP TRANSFER TO BATIL,DORO MOBILESERVER,GENDRASSA

- Transfer HH: 4,209
- Transfer Individual: 17,964

### Contact Details

For specific data request, kindly contact

Juba Information Management Officer  
tornieri@unhcr.org

Upper Nile Registration Officer  
binene@unhcr.org

Upper Nile Database Administrator  
amos@unhcr.org