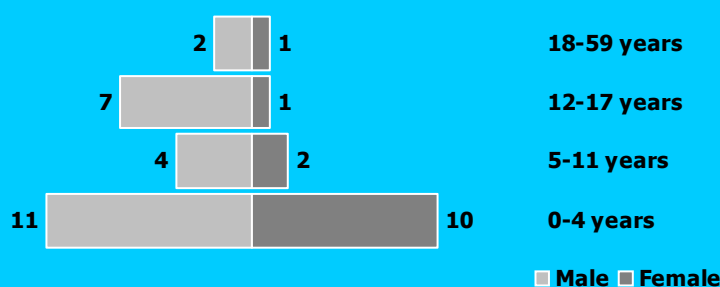


POPULATION STATISTICS AS OF 27-Oct-13 KAYA

Week 43 (21-Oct-13 to 27-Oct-13)

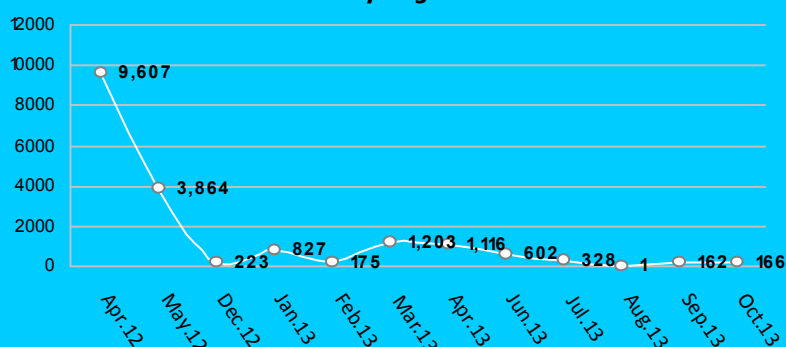


Weekly Registration Gender & age breakdown

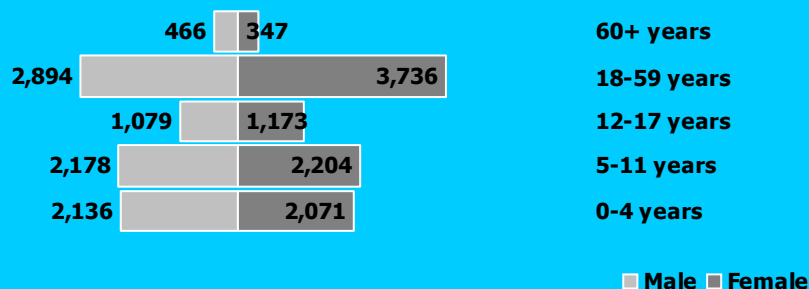


CUMULATIVE STATISTICS

Monthly Registration



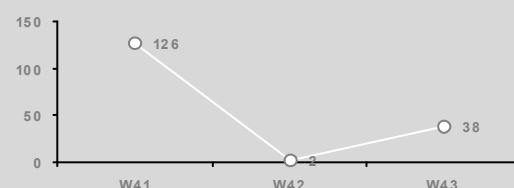
Cumulative gender & age breakdown



Sectoral gender and age breakdown

Education				Health			
Age Group	M	F	Total	Age Group	M	F	Total
3-5 years	1,270	1,228	2,498	0-5 months	188	178	366
6-13 years	2,229	2,208	4,437	6-23 months	660	638	1,298
14-17 years	600	754	1,354	24-35 months	446	442	888
				36-59 months	842	813	1,655
				<1 years	328	331	659
				1-4 years	1,808	1,740	3,548
				5-14 years	2,822	2,799	5,621
				15-49 years	3,022	4,011	7,033
				50+ years	773	650	1,423

Weekly Registration Trends



Weekly registration 21-Oct-13 to 27-Oct-13

TOTAL NEW REGISTRATION: 38
Newly Registered HH: 0

- New Birth: 21 (55%)
- Minor: 35 (92%)
- Female: 14 (37%)
- Unaccompanied and Separated Children: 1
- Women at risk: 0
- * All individuals with specific needs have been referred to concerned partners
- * An individual may have more than one specific needs

INACTIVE/CLOSURE AND REACTIVATION:

- Died: 0
- Other: 0
- Reactivation: 5

INTER CAMP TRANSFER TO Nil

- Transfer HH: 0
- Transfer Individual: 0

Cumulative statistics and trends

TOTAL POPULATION REGISTERED TO DATE:

- 18,284 individuals
- 4,482 households
- Female headed households: 1,915(43%)

Cumulative statistics
From 01-Jan-13 To 27-Oct-13
New Registered Refugees: 3,734
New Birth: 846

INTER CAMP TRANSFER TO BATIL,DORO MOBILESERVER,GENDRASSA

- Transfer HH: 4,209
- Transfer Individual: 17,964

Contact Details

For specific data request, kindly contact

Juba Information Management Officer
tornieri@unhcr.org

Upper Nile Registration Officer
binene@unhcr.org

Upper Nile Database Administrator
amos@unhcr.org