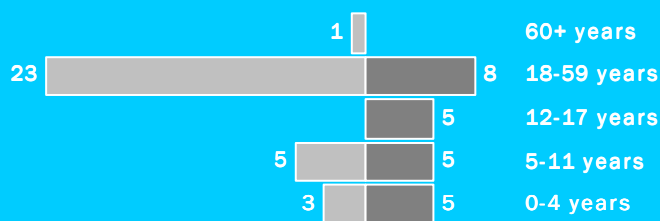


WEEKLY NEW REGISTRATION
Week 08 (16-Feb-14 to 22-Feb-14)

Gender & age breakdown



New Registrations include New Arrivals and New Births

Male Female

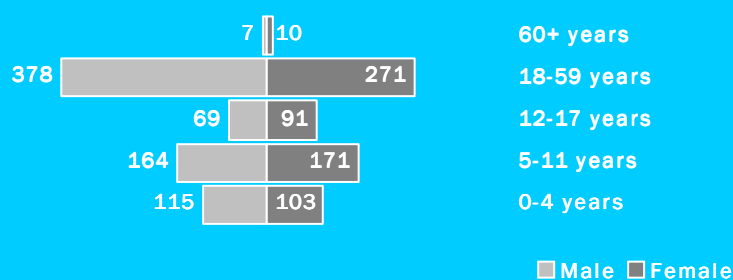
CUMULATIVE STATISTICS

Monthly New Registration Trends



New Registrations include New Arrivals and New Births

Cumulative Gender & age breakdown

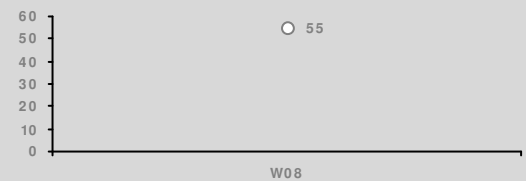


Male Female

Gender & age breakdown by standard sectoral categories

Education				Health			
Age Group	M	F	Total	Age Group	M	F	Total
3-5 years	103	122	225	0-5 months	7	3	10
6-13 years	166	163	329	6-23 months	17	17	34
14-17 years	35	47	82	24-35 months	20	13	33
				36-59 months	71	70	141
				<1 years	15	8	23
				1-4 years	100	95	195
				5-14 years	209	231	440
				15-49 years	389	291	680
				50+ years	20	21	41

Weekly New Registration Trends



New Registrations include New Arrivals and New Births

Weekly registration
(16-Feb-14 to 22-Feb-14)

TOTAL NEW REGISTRATION: 55

Newly registered HH: 24

Including

- New birth: 5 (9%)

- Minor: 23 (42%)

- Female: 23 (42%)

- Unaccompanied and separated children: 0

- Women at risk: 0

* All individuals with specific needs have been referred to concerned partners

* An individual may have more than one specific needs

INACTIVE/CLOSURE AND REACTIVATION:

- Died: 0

- Inactivation: 0

- Reactivation: 0

- Rejection: 0

Transfer IN:

Transfer OUT:

Cumulative statistics and trends

TOTAL POPULATION REGISTERED TO DATE:

- 1,379 individuals

- 471 households

-Female headed households: 130(28%)

Cumulative statistics

From 01-Jan-14 To 22-Feb-14

New Registered Refugees: 50

New Births: 5

Transfer IN:

Transfer OUT:

Juba - 10

Juba - 28

CONTACT DETAILS

For specific data request, kindly contact

Juba Information Management Officer

tornieri@unhcr.org

Juba Associate Registration Officer

oot@unhcr.org

Upper Nile Registration Officer

binene@unhcr.org

Upper Nile Registration Associate

amos@unhcr.org