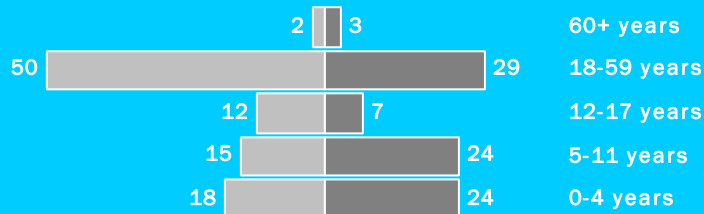


POPULATION STATISTICS AS OF 07-Jun-14 AjoungThok



WEEKLY NEW REGISTRATION Week 23 (01-Jun-14 to 07-Jun-14)

Gender & age breakdown



New Registrations include New Arrivals and New Births

Male Female

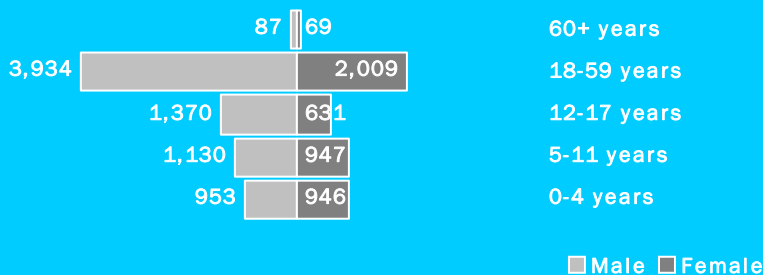
CUMULATIVE STATISTICS

Monthly New Registration Trends



New Registrations include New Arrivals and New Births

Cumulative Gender & age breakdown

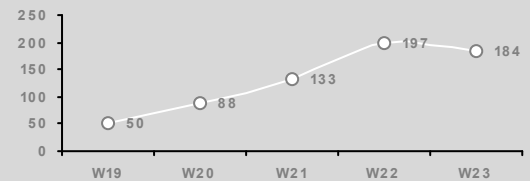


Male Female

Gender & age breakdown by standard sectoral categories

Education				Health			
Age Group	M	F	Total	Age Group	M	F	Total
3-5 years	586	585	1,171	0-5 months	109	85	194
6-13 years	1,257	998	2,255	6-23 months	282	263	545
14-17 years	1,047	415	1,462	24-35 months	171	178	349
				36-59 months	391	420	811
				<1 years	221	180	401
				1-4 years	732	766	1,498
				5-14 years	1,705	1,281	2,986
				15-49 years	4,609	2,226	6,835
				50+ years	207	149	356

Weekly New Registration Trends



New Registrations include New Arrivals and New Births

Weekly registration (01-Jun-14 to 07-Jun-14)

TOTAL NEW REGISTRATION: 184

Newly registered HH: 71

Including

- New birth: 8 (4%)
- Minor: 100 (54%)
- Female: 87 (47%)
- Unaccompanied and separated children: 13
- Women at risk: 6
- * All individuals with specific needs have been referred to concerned partners
- * An individual may have more than one specific needs

INACTIVE/CLOSURE AND REACTIVATION:

- Died: 0
- Inactivation: 0
- Reactivation: 4
- Rejection: 0

Transfer IN:

Yida - 265

Transfer OUT:

Cumulative statistics and trends

TOTAL POPULATION REGISTERED TO DATE:

- 12,076 individuals
- 4,303 households
- Female headed households: 1,322(31%)

Cumulative statistics

From 01-Jan-14 To 07-Jun-14

New Registered Refugees: 3,096

New Births: 142

Transfer IN:

Juba - 5

Nyeel - 938

Pariang - 563

Yida - 8673

Transfer OUT:

Yida - 4

Juba - 6

CONTACT DETAILS

For specific data request, kindly contact

Juba Information Management Officer

tornieri@unhcr.org

Juba Associate Registration Officer

oot@unhcr.org

Unity Database Administrator

tawanda@unhcr.org