

WEEKLY NEW REGISTRATION
Week 25 (15-Jun-14 to 21-Jun-14)

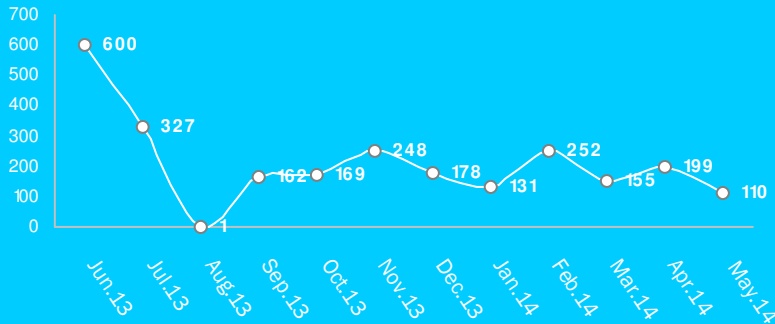
Gender & age breakdown

No New Registration

New Registrations include New Arrivals and New Births

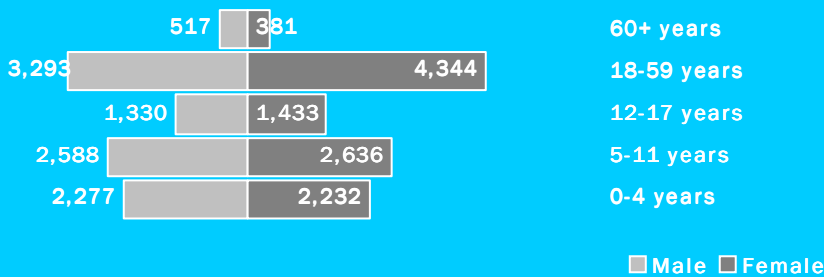
CUMULATIVE STATISTICS

Monthly New Registration Trends



New Registrations include New Arrivals and New Births


Cumulative Gender & age breakdown



Gender & age breakdown by standard sectoral categories

Education				Health			
Age Group	M	F	Total	Age Group	M	F	Total
3-5 years	1,416	1,384	2,800	0-5 months	265	242	507
6-13 years	2,611	2,610	5,221	6-23 months	587	589	1,176
14-17 years	823	1,006	1,829	24-35 months	493	470	963
				36-59 months	932	931	1,863
				<1 years	528	512	1,040
				1-4 years	1,749	1,720	3,469
				5-14 years	3,396	3,380	6,776
				15-49 years	3,477	4,682	8,159
				50+ years	855	732	1,587

Weekly New Registration Trends



New Registrations include New Arrivals and New Births

Weekly registration
(15-Jun-14 to 21-Jun-14)

TOTAL NEW REGISTRATION: 0
 Newly registered HH: 0
 Including
 - New birth: 0 (0%)
 - Minor: 0 (0%)
 - Female: 0 (0%)
 - Unaccompanied and separated children: 0
 - Women at risk: 0
 * All individuals with specific needs have been referred to concerned partners
 * An individual may have more than one specific needs

INACTIVE/CLOSURE AND REACTIVATION:

- Died: 2
 - Inactivation: 0
 - Reactivation: 0
 - Rejection: 0
 Transfer IN: GENDRASSA - 4
 Transfer OUT: DORO - 3

Cumulative statistics and trends

TOTAL POPULATION REGISTERED TO DATE:

- 21,031 individuals
 - 5,015 households
 -Female headed households: 1,931(39%)

Cumulative statistics
 From 01-Jan-14 To 21-Jun-14
 New Registered Refugees: 287
 New Births: 560

Transfer IN: BATIL - 956, DORO - 71, GENDRASSA - 563
 Transfer OUT: BATIL - 3517, DORO - 2705

CONTACT DETAILS

For specific data request, kindly contact

Juba Information Management Officer
 tornieri@unhcr.org

Upper Nile Registration Officer
 binene@unhcr.org
 Upper Nile Registration Associate
 amos@unhcr.org