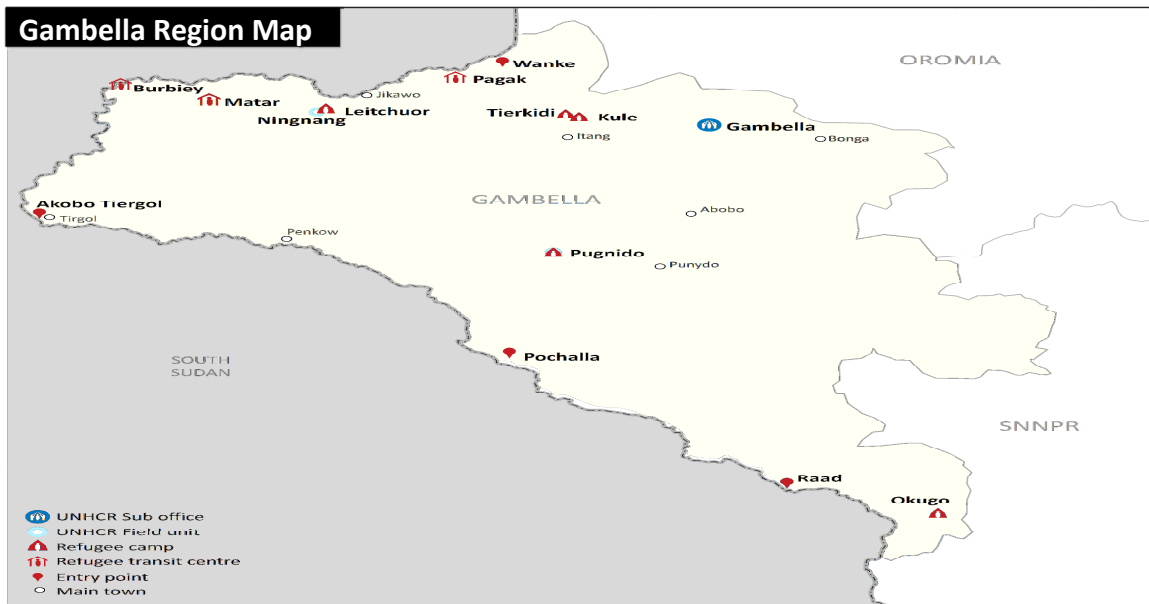


# South Sudanese new arrivals in Gambella - Post 15<sup>th</sup> December 2013 (as of 22-July-2014)

## Gambella Region Map

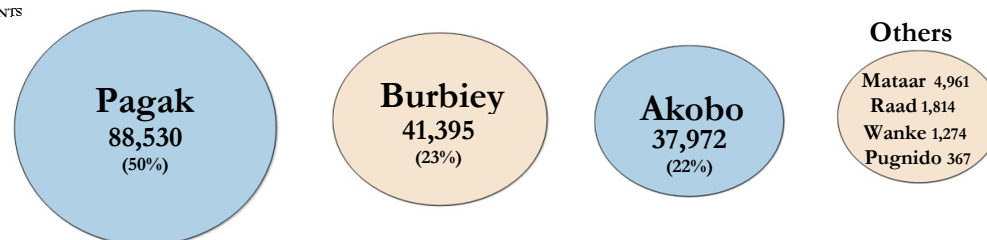


**TOTAL  
ARRIVALS**

**176,313\***  
persons

## Breakdown by entry points

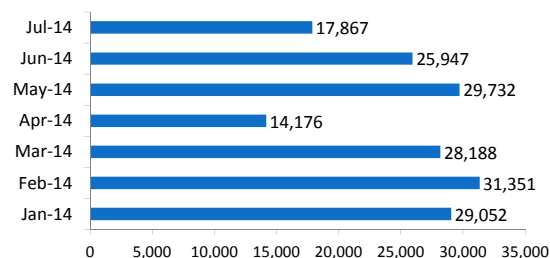
New ARRIVALS BY ENTRY POINTS



**TOTAL  
ARRIVALS**

**176,313**  
persons

## Arrivals by Month



## Arrivals Relocation Statistics

**TOTAL  
ARRIVALS**

**176,313**

Missing for  
Relocation



12353\*\*  
(7%)

**TOTAL  
RELOCATED  
to camps**

**154,189**  
(87%)

**AWAITING  
RELOCATION  
to camps**

**9,771**  
(6%)

[ Burubiey (in transit at  
Mataar) = 6,230  
Pagak=3,192\*\*\*  
Akobo=349 ]

UNHCR Gambella, ETHIOPIA; 22-July-2014

\*- This figure does not include the old caseload of 46,362 South Sudanese refugees registered pre 15th December 2013 [Breakdown: Pugnido = 42,904; Okugo = 3,458]

\*\* - Interviews with some refugees indicate that those with large livestock herds as well as traders and other categories were unwilling to move from border entry locations.

\*\*\* - Approx 5,000 new arrivals are awaiting registration at Pagak entry point.