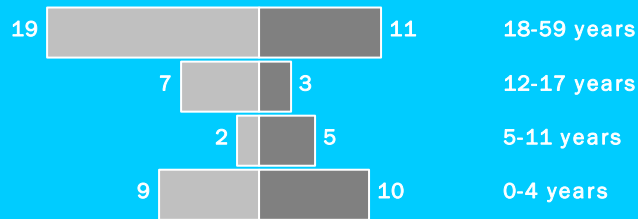


POPULATION STATISTICS AS OF 26-Jul-14 AjoungThok



WEEKLY NEW REGISTRATION Week 30 (20-Jul-14 to 26-Jul-14)

Gender & age breakdown



New Registrations include New Arrivals and New Births

Male Female


CUMULATIVE STATISTICS

Monthly New Registration Trends



New Registrations include New Arrivals and New Births

Cumulative Gender & age breakdown

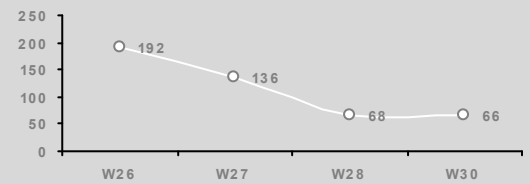


Male Female

Gender & age breakdown by standard sectoral categories

Education				Health			
Age Group	M	F	Total	Age Group	M	F	Total
3-5 years	647	640	1,287	0-5 months	120	92	212
6-13 years	1,372	1,096	2,468	6-23 months	353	309	662
14-17 years	1,119	450	1,569	24-35 months	202	204	406
				36-59 months	430	456	886
				<1 years	266	214	480
				1-4 years	839	847	1,686
				5-14 years	1,856	1,407	3,263
				15-49 years	4,978	2,434	7,412
				50+ years	219	168	387

Weekly New Registration Trends



New Registrations include New Arrivals and New Births

Weekly registration (20-Jul-14 to 26-Jul-14)

TOTAL NEW REGISTRATION: 66

Newly registered HH: 30

Including

- New birth: 9 (14%)
- Minor: 36 (55%)
- Female: 29 (44%)
- Unaccompanied and separated children: 15
- Women at risk: 7
- * All individuals with specific needs have been referred to concerned partners
- * An individual may have more than one specific needs

INACTIVE/CLOSURE AND REACTIVATION:

- Died: 0
- Inactivation: 1
- Reactivation: 1
- Rejection: 0

Transfer IN:

Yida - 86

Transfer OUT:

Cumulative statistics and trends

TOTAL POPULATION REGISTERED TO DATE:

- 13,228 individuals

- 4,713 households

-Female headed households: 1,460(31%)

Cumulative statistics

From 01-Jan-14 To 26-Jul-14

New Registered Refugees: 3,625

New Births: 198

Transfer IN:

Juba - 5

Nyeel - 938

Pariang - 566

Yida - 8525

Transfer OUT:

Yida - 4

Juba - 6

CONTACT DETAILS

For specific data request, kindly contact

Juba Associate Registration/Data Management Officer
Rannie Mitchmael Cole - coler@unhcr.org

Unity Database Administrator
Tawanda Musina - tawanda@unhcr.org