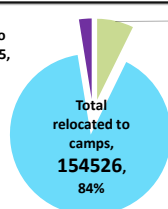


# Population profile of camps in Gambella - Post 15<sup>th</sup> December 20013 (as of 08 August-2014)

## Refugee Arrivals

**TOTAL ARRIVALS**  
**184,254**

Awaiting relocation to camps, 17,375, 9%



Missing for Relocation, 12,353, 7%

## All CAMPS in Gambella region

**Tierkidi**  
50,453  
(33%)

**Kule**  
48,437  
(31%)

**Leitchuor**  
47,802  
(31%)

## Others

Okugo 1,829\*  
Pugnido 1,692\*  
Akula (Local Community) 1,274

absentees during camp registration  
 3,039

**AVERAGE FAMILY SIZE**  
**3.9**

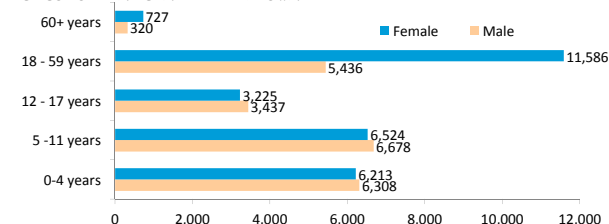
**TOTAL CAMPS population**  
**154,526**  
persons

## TIERKIDI camp

CAMP OPENED: 17 May, 2014

LEVEL 2 REGISTRATION : 46% FINISHED

### AGE COHORT AND GENDER BREAKDOWN



### AGE COHORT AND GENDER BREAKDOWN

Age Cohort	Male	Female	Total	%
0-4 years	6,308	6,213	12,520	25%
5-11 years	6,678	6,524	13,202	26%
12-17 years	3,437	3,225	6,662	13%
18-59 years	5,436	11,586	17,022	34%
60+ years	320	727	1,047	2%
<b>Total</b>	<b>22,179</b>	<b>28,274</b>	<b>50,453</b>	
%	44%	56%		

**AVERAGE FAMILY SIZE**  
**4**

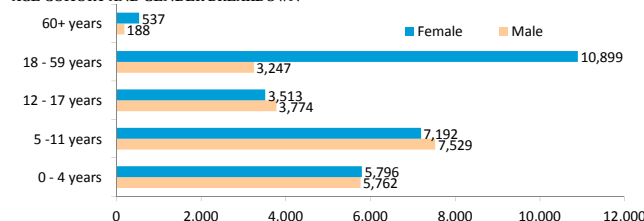
**TIERKIDI population**  
**50,453**  
persons

## KULE camp

CAMP OPENED: 26 February, 2014

LEVEL 2 REGISTRATION : 100% FINISHED

### AGE COHORT AND GENDER BREAKDOWN



### AGE COHORT AND GENDER BREAKDOWN

Age Cohort	Male	Female	Total	%
0-4 years	5,762	5,796	11,558	24%
5-11 years	7,529	7,192	14,721	30%
12-17 years	3,774	3,513	7,287	15%
18-59 years	3,247	10,899	14,146	29%
60+ years	188	537	725	1%
<b>Total</b>	<b>20,500</b>	<b>27,937</b>	<b>48,437</b>	
%	42%	58%		

**AVERAGE FAMILY SIZE**  
**3.9**

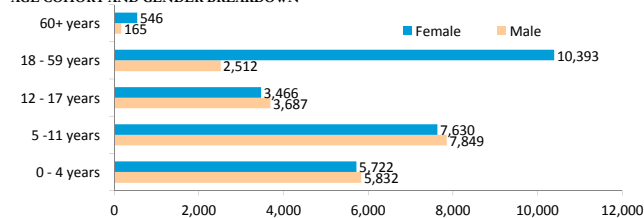
**KULE population**  
**48,437**  
persons

## LEITCHUOR camp

CAMP OPENED: 21 January, 2014

LEVEL 2 REGISTRATION : 100% FINISHED

### AGE COHORT AND GENDER BREAKDOWN



### AGE COHORT AND GENDER BREAKDOWN

Age Cohort	Male	Female	Total	%
0-4 years	5,832	5,722	11,554	24%
5-11 years	7,849	7,630	15,479	32%
12-17 years	3,687	3,466	7,153	15%
18-59 years	2,512	10,393	12,905	27%
60+ years	165	546	711	1%
<b>Total</b>	<b>20,045</b>	<b>27,757</b>	<b>47,802</b>	
%	42%	58%		

**AVERAGE FAMILY SIZE**  
**3.9**

**LEITCHUOR population**  
**47,802**  
persons

## OKUGO camp\*

**AVERAGE FAMILY SIZE**  
**3.1**

**OKUGO population**  
**1,829**  
persons

### AGE COHORT AND GENDER BREAKDOWN

Age Cohort	Male	Female	Total	%
0-4 years	267	240	507	28%
5-11 years	202	170	372	20%
12-17 years	65	73	138	8%
18-59 years	232	532	764	42%
60+ years	6	42	48	3%
<b>Total</b>	<b>772</b>	<b>1,057</b>	<b>1,829</b>	
%	42%	58%		

## PUGNIDO camp\*\*

### AGE COHORT AND GENDER BREAKDOWN

Age Cohort	Male	Female	Total	%
0-4 years	179	216	395	23%
5-11 years	222	245	467	28%
12-17 years	88	110	198	12%
18-59 years	179	421	600	35%
60+ years	14	18	32	2%
<b>Total</b>	<b>682</b>	<b>1,010</b>	<b>1,692</b>	
%	40%	60%		

**AVERAGE FAMILY SIZE**  
**3**

**PUGNIDO population**  
**1,692**  
persons

\*- This figure does not include the old caseload of 3,458 South Sudanese refugees registered pre 15th December 2013

\*\* - This figure does not include the old caseload of 42,904 South Sudanese refugees registered pre 15th December 2013