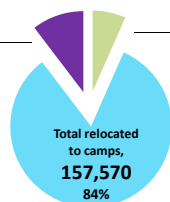


Population profile of camps in Gambella - Post 15th December 20013 (as of 29-August-2014)

Refugee Arrivals

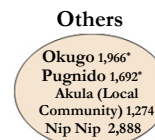
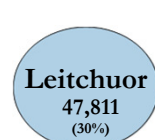
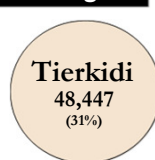
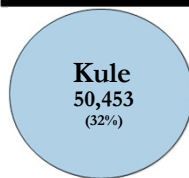
TOTAL ARRIVALS
188,049

Awaiting relocation to camps, 18,126
10%



Missing for Relocation, 12,353
6%

All CAMPS in Gambella region



absentees during camp registration
 3,039

AVERAGE FAMILY SIZE
3.9

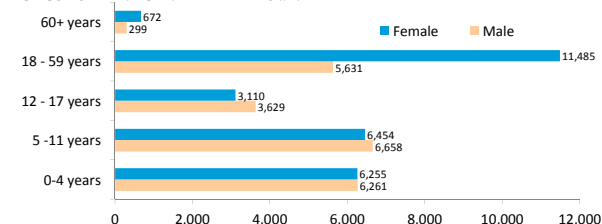
TOTAL CAMPS population
157,570
persons

Kule camp

CAMP OPENED: 17 May, 2014

LEVEL 2 REGISTRATION : 70% FINISHED

AGE COHORT AND GENDER BREAKDOWN



AGE COHORT AND GENDER BREAKDOWN

| Age Cohort | Male | Female | Total | % |
|--------------|---------------|---------------|---------------|-----|
| 0-4 years | 6,261 | 6,255 | 12,517 | 25% |
| 5-11 years | 6,658 | 6,454 | 13,112 | 26% |
| 12-17 years | 3,629 | 3,110 | 6,738 | 13% |
| 18-59 years | 5,631 | 11,485 | 17,115 | 34% |
| 60+ years | 299 | 672 | 971 | 2% |
| Total | 22,478 | 27,975 | 50,453 | |
| % | 45% | 55% | | |

AVERAGE FAMILY SIZE
4

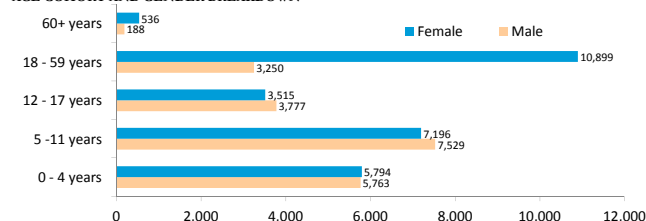
Kule population
50,453
persons

Tierkidi camp

CAMP OPENED: 26 February, 2014

LEVEL 2 REGISTRATION : 100% FINISHED

AGE COHORT AND GENDER BREAKDOWN



AGE COHORT AND GENDER BREAKDOWN

| Age Cohort | Male | Female | Total | % |
|--------------|---------------|---------------|---------------|-----|
| 0-4 years | 5,763 | 5,794 | 11,557 | 24% |
| 5-11 years | 7,529 | 7,196 | 14,725 | 30% |
| 12-17 years | 3,777 | 3,515 | 7,292 | 15% |
| 18-59 years | 3,250 | 10,899 | 14,149 | 29% |
| 60+ years | 188 | 536 | 724 | 1% |
| Total | 20,507 | 27,940 | 48,447 | |
| % | 42% | 58% | | |

AVERAGE FAMILY SIZE
3.9

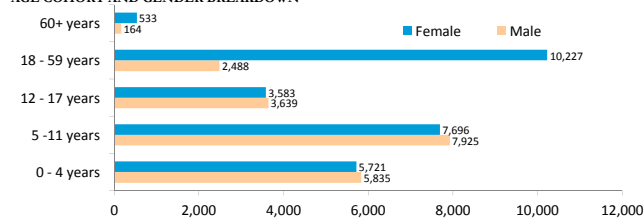
Tierkidi population
48,447
persons

LEITCHUOR camp

CAMP OPENED: 21 January, 2014

LEVEL 2 REGISTRATION : 100% FINISHED

AGE COHORT AND GENDER BREAKDOWN



AGE COHORT AND GENDER BREAKDOWN

| Age Cohort | Male | Female | Total | % |
|--------------|---------------|---------------|---------------|-----|
| 0-4 years | 5,835 | 5,721 | 11,556 | 24% |
| 5-11 years | 7,925 | 7,696 | 15,621 | 33% |
| 12-17 years | 3,639 | 3,583 | 7,222 | 15% |
| 18-59 years | 2,488 | 10,227 | 12,715 | 27% |
| 60+ years | 164 | 533 | 697 | 1% |
| Total | 20,051 | 27,760 | 47,811 | |
| % | 42% | 58% | | |

AVERAGE FAMILY SIZE
3.9

LEITCHUOR population
47,811
persons

OKUGO camp*

AVERAGE FAMILY SIZE
3.2

OKUGO population
1,966
persons

AGE COHORT AND GENDER BREAKDOWN

| Age Cohort | Male | Female | Total | % |
|--------------|------------|--------------|--------------|-----|
| 0-4 years | 290 | 257 | 547 | 28% |
| 5-11 years | 214 | 180 | 394 | 20% |
| 12-17 years | 69 | 80 | 149 | 8% |
| 18-59 years | 257 | 569 | 825 | 42% |
| 60+ years | 6,2845 | 45,0389 | 51 | 3% |
| Total | 836 | 1,130 | 1,966 | |
| % | 43% | 57% | | |

PUGNIDO camp**

AGE COHORT AND GENDER BREAKDOWN

| Age Cohort | Male | Female | Total | % |
|--------------|------------|--------------|--------------|-----|
| 0-4 years | 179 | 216 | 395 | 23% |
| 5-11 years | 222 | 245 | 467 | 28% |
| 12-17 years | 88 | 110 | 198 | 12% |
| 18-59 years | 179 | 421 | 600 | 35% |
| 60+ years | 14 | 18 | 32 | 2% |
| Total | 682 | 1,010 | 1,692 | |
| % | 40% | 60% | | |

AVERAGE FAMILY SIZE
3

PUGNIDO population
1,692
persons

*- This figure does not include the old caseload of 3,855 South Sudanese refugees registered pre 15th December 2013

** - This figure does not include the old caseload of 42,904 South Sudanese refugees registered pre 15th December 2013