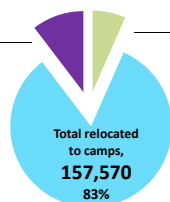


Population profile of camps in Gambella - Post 15th December 20013 (as of 19-September-2014)

Refugee Arrivals

TOTAL ARRIVALS
189,235

Awaiting relocation to camps, 19,312
10%



Missing for Relocation, 12,353
7%

All CAMPS in Gambella region

Tierkidi
48,500
(31%)

Leitchuor
47,812
(30%)

Kule
45,695
(29%)

Others
Okugo 2,081*
Pugnido 1,749*
Akula (Local Community) 1,274
Nip Nip 2,888

absentees during camp registration
7,571
Kule=4,684
Tierkidi=2,887

AVERAGE FAMILY SIZE
3.8

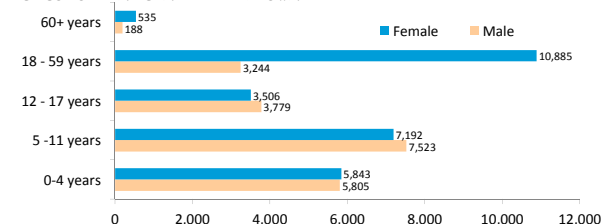
TOTAL CAMPS population
157,570
persons

TIERKIDI camp

CAMP OPENED: 26 February, 2014

LEVEL 2 REGISTRATION : 100% FINISHED

AGE COHORT AND GENDER BREAKDOWN



AGE COHORT AND GENDER BREAKDOWN

Age Cohort	Male	Female	Total	%
0-4 years	5,805	5,843	11,648	25%
5 - 11 years	7,523	7,192	14,715	30%
12 - 17 years	3,779	3,506	7,285	15%
18 - 59 years	3,244	10,885	14,129	29%
60+ years	188	535	723	1%
Total	20,539	27,961	48,500	
%	42%	58%		

AVERAGE FAMILY SIZE
3.9

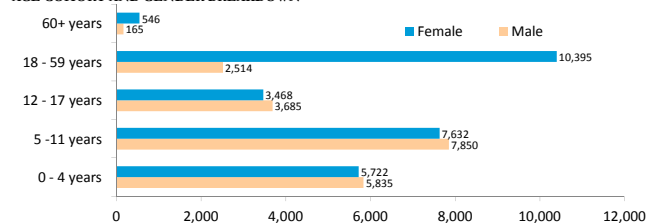
TIERKIDI population
48,500
persons

LEITCHUOR camp

CAMP OPENED: 21 January, 2014

LEVEL 2 REGISTRATION : 100% FINISHED

AGE COHORT AND GENDER BREAKDOWN



AGE COHORT AND GENDER BREAKDOWN

Age Cohort	Male	Female	Total	%
0 - 4 years	5,835	5,722	11,557	24%
5 - 11 years	7,850	7,632	15,482	33%
12 - 17 years	3,685	3,468	7,153	15%
18 - 59 years	2,514	10,395	12,909	27%
60+ years	165	546	711	1%
Total	20,049	27,763	47,812	
%	42%	58%		

AVERAGE FAMILY SIZE
3.9

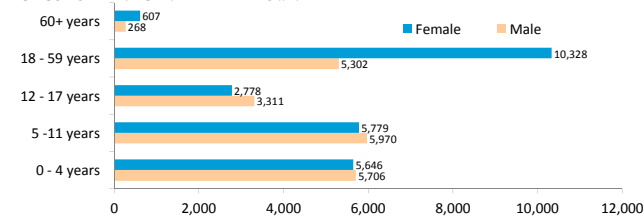
LEITCHUOR population
47,812
persons

KULE camp

CAMP OPENED: 17 May, 2014

LEVEL 2 REGISTRATION : 100% FINISHED

AGE COHORT AND GENDER BREAKDOWN



AGE COHORT AND GENDER BREAKDOWN

Age Cohort	Male	Female	Total	%
0 - 4 years	5,706	5,646	11,352	25%
5 - 11 years	5,970	5,779	11,749	26%
12 - 17 years	3,311	2,778	6,089	13%
18 - 59 years	5,302	10,328	15,630	34%
60+ years	268	607	875	2%
Total	20,557	25,138	45,695	
%	45%	55%		

AVERAGE FAMILY SIZE
3.8

KULE population
45,695
persons

OKUGO camp*

AVERAGE FAMILY SIZE

2.7

OKUGO population
2,081
persons

AGE COHORT AND GENDER BREAKDOWN

Age Cohort	Male	Female	Total	%
0 - 4 years	252	251	503	24%
5 - 11 years	248	226	474	23%
12 - 17 years	107	140	247	12%
18 - 59 years	277	535	812	39%
60+ years	6	39	45	2%
Total	890	1,191	2,081	
%	43%	57%		

PUGNIDO camp**

AGE COHORT AND GENDER BREAKDOWN

Age Cohort	Male	Female	Total	%
0 - 4 years	168	191	359	21%
5 - 11 years	230	256	486	28%
12 - 17 years	96	115	211	12%
18 - 59 years	208	451	659	38%
60+ years	16	18	34	2%
Total	718	1,031	1,749	
%	41%	59%		

AVERAGE FAMILY SIZE
3

PUGNIDO population
1,749
persons

*- This figure does not include the old caseload of 3,855 South Sudanese refugees registered pre 15th December 2013

** - This figure does not include the old caseload of 42,904 South Sudanese refugees registered pre 15th December 2013