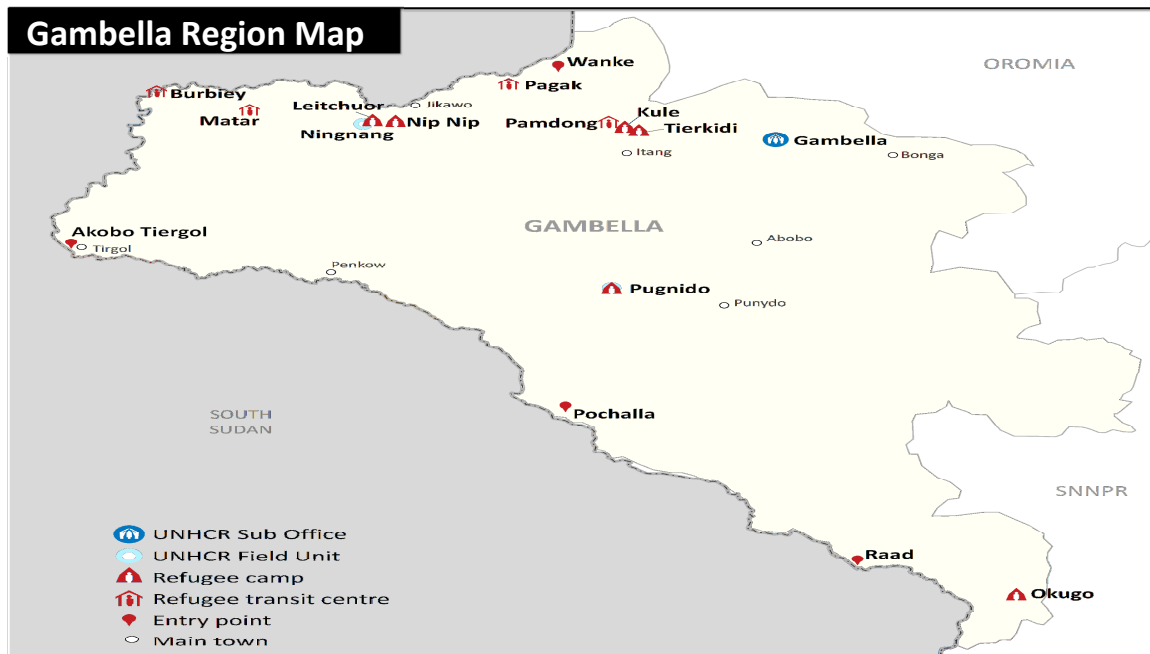


## Gambella Region Map



## TOTAL ARRIVALS

**189,343\***  
persons

AVERAGE  
ARRIVALS per day  
since start of 2014

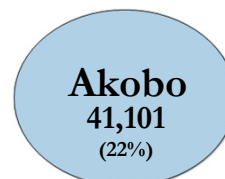
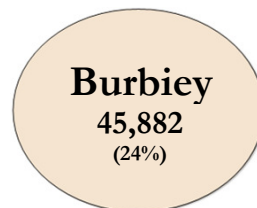
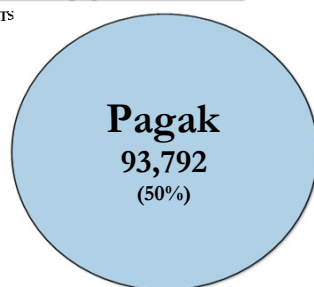
**715**  
persons

AVERAGE  
ARRIVALS per day  
since last week

**98**  
persons

## Breakdown by entry points

New ARRIVALS BY ENTRY POINTS



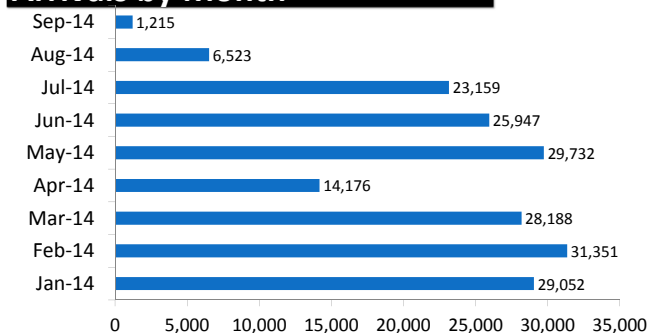
## Others

Mataar 4,961  
Raad 1,966  
Wanke 1,274  
Pugnido 367

## TOTAL ARRIVALS

**189,343**  
persons

## Arrivals by Month



## Arrivals Relocation Statistics

TOTAL  
ARRIVALS

**189,343**  
Persons

Missing for  
Relocation



12,353\*\*  
(7%)

TOTAL  
RELOCATED  
to camps

**157,570**  
(83%)

AWAITING  
RELOCATION  
to camps

**19,420**  
(10%)

Burbiey (in transit at  
Mataar) = 7,812  
Akobo (in transit at  
Matar) = 3,298  
Pagak = 5,843\*\*\*  
Pamdong = 2,467

\*- This figure does not include the old caseload of 46,362 South Sudanese refugees registered pre 15th December 2013 [Breakdown: Pugnido = 42,904; Okugo = 3,855]

\* - In addition to 189,343 South Sudanese refugees in Gambella region, there are 8,185 refugees at the camps in Assosa [Breakdown: Pre 15th Dec 2013 = 6,165; Post 15th Dec 2013 = 2,020]

\*\* - Interviews with some refugees indicate that those with large livestock herds as well as traders and other categories were unwilling to move from border entry locations.

\*\*\* - Approx 6,750 new arrivals are awaiting registration at Pagak entry point.