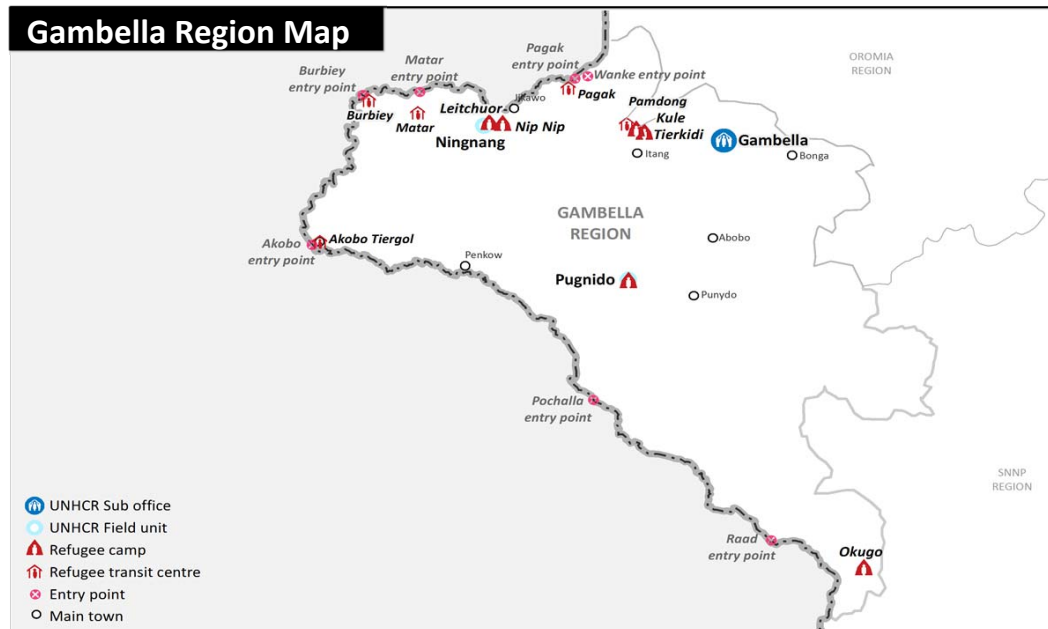


South Sudanese new arrivals in Gambella - Post 15th December 2013 (as of 7-Nov-2014)

Gambella Region Map



**TOTAL
ARRIVALS**

191,086 *
persons

**AVERAGE
ARRIVALS per day
since start of 2014**

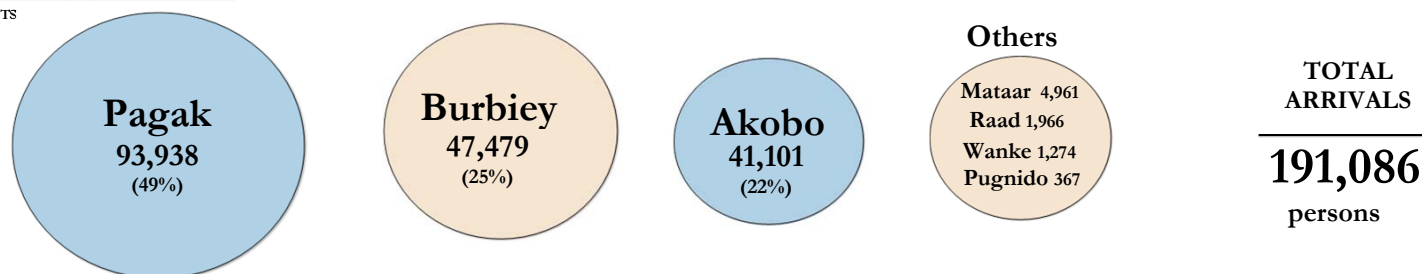
619
persons

**AVERAGE
ARRIVALS per day
since last week**

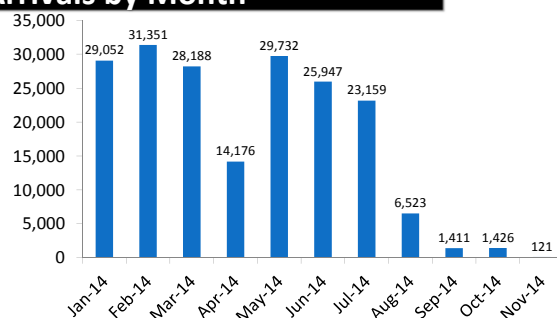
87
persons

Breakdown by entry points

New ARRIVALS BY ENTRY POINTS



Arrivals by Month



Arrivals Relocation Statistics

**TOTAL
ARRIVALS**

191,086
Persons

**Missing for
Relocation**



12,353**
(6%)

**TOTAL
RELOCATED
to camps**

157,570
(83%)

**AWAITING
RELOCATION
to camps**

21,163
(11%)

Burbiey (in transit at Mataar) = 9,409
Akobo (in transit at Matar) = 3,298
Pagak = 5,989
Pamdong = 2,467

*- This figure does not include the old caseload of 57,165 South Sudanese refugees registered pre 15th December 2013 [Breakdown: Pugnido = 43,213; Okugo = 3,952; Wanthowa- estimated 10,000]

* - In addition to 191086 South Sudanese refugees in Gambella region, there are 8,724 refugees at the camps in Assosa [Breakdown: Pre 15th Dec 2013 = 6,161; Post 15th Dec 2013 = 2,563]

** - Interviews with some refugees indicate that those with large livestock herds as well as traders and other categories were unwilling to move from border entry locations.