

Refugee Population **17,671**

07/10/2014

Camp Opened:

July 2012



### Geographic Snapshot

Gendrassa Camp is located in Guffa Payam, Maban County, Upper Nile State

**GPS Coordinates**  
**Long** 33.825531  
**Lat** 9.976653

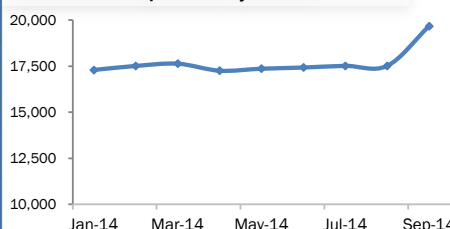
**Distance from Border**

**Size of Camp Area** 347 hectares

**m<sup>2</sup>/Person** 232

### Population Snapshot

#### Cumulative Population by Month



**Nbr of Household** 4,191

**Avg Household size** 4.2

**% of Children (<18)** 59%

**% of Women & Children** 80%

#### Refugee Registration:

Level II registration completed

Biometric Verification completed

Continuous Registration on going

### Age & Gender of Registered Refugees

Age (Years)	Male (49.8%)	Female (50.2%)
0-4	2,066	1,836
5-11	2,105	2,219
12-17	1,122	1,089
18-59	3,149	3,478
60+	357	250

### Contextual Background

**Area of Origin** Sudan, Blue Nile State (Kukur, Buak, Kulak and Soda areas)

**Ethnicity** Mainly Ingassana and Jumjum, Urduk, Baldago, Balila, Birga, Dwala, Fur, Jundi, Magaya, Mayak, Nuba

**Main Occupation** Predominant is agriculture (around 70%), nomadic pastoralist and, for Ingassana, artisanal gold mining

### Meeting Calendar

<b>MON</b>	<b>15:00</b> Food Security and Livelihood WG @Rotational Venue(bi-weekly)
	<b>14:30</b> Sheiks Meeting @Gendrassa
<b>TUE</b>	<b>16:00</b> Gendrassa Coordination Meeting @Gendrassa
	<b>16:00</b> Logistic @UNHCR
<b>WED</b>	<b>11:00</b> Nutrition Coordination @UNHCR
	<b>15:00</b> Child Protection Coord @UNHCR (biweekly)
<b>THU</b>	<b>14:00</b> Security @UNHCR (biweekly)
	<b>15:00</b> Coordination Meeting @UNHCR (biweekly)
<b>FRI</b>	<b>10:00</b> Health Coord. @UNHCR (biweekly)
	<b>11:00</b> Education Coordination @rotational venue (biweekly)
	<b>16:00</b> Protection & Case management @UNHCR (biweekly)
<b>SAT</b>	Gendrassa/Yusuf Batil Peace Committee (2nd Sat of the Month)
	<b>10:00</b> Inter-Camp Mgmt Coord @rotational venue (Monthly)

### Administrative Structure

#### Upper Nile State Authorities

Governor: Hon. Lt. Gen. Simon Kun

Deputy Governor: Hon. Awer Daw

RRC Director Malakal: Hon. Peter Pal

#### Local Authorities

County Commissioner: Hon. Timothy Ngewe

RRC Coordinator Maban: Hon. Alex Balla

CRA Coordinator: Hon. Dud Akol Koul

RRC Refugee Coordinator: Hon. Yohannes Luul

#### Operational Refugees Committees

Camp Committee 15 members (13% F)

Joint Committees 24 members (25% F)

Women Committee 20 members (100% F)

PTAs 25 members (50% F)

Youth Committee 20 members (50% F)

Education Committee 25 members (50% F)

Community Watch 32 members (0% F)

### Highlights

- The security situation in Bunj remained relatively calm but delicate with the capacity for rapid deterioration. UNHCR and Partners continued to monitor the security situation closely and to engage all relevant actors to safe-guard the security of humanitarian staff and refugee community while providing protection and life-saving assistance.
- In the first week of September all schools were operational with a 20% drop-out rate in Gendrassa camp. School principals attribute the drop-out rate to the engagement of children in income generating activities.
- Primary 8 pupils in Gendrassa have reportedly lost interest in school because no primary leaving examinations are expected at the end of academic year due to the overall insecurity in the country. A shortage of textbooks in Upper Nile State has also contributed to creating a growing disinterest in school attendance.
- Following disruption/interruption in August due to insecurity and reduced staff, the shelter construction programme in Gendrassa resumed in September with large scale distribution of shelter material to the beneficiaries. Community mobilization for their participation in less technical construction activities such as the mudding of walls is underway. 217 shelters were completed in Gendrassa, with an additional 300 in progress.
- Vigilant WASH monitoring observed four (04) villages in Gendrassa ignoring stringent hygiene and cleanliness practices resulting in dirty latrines, practicing open defecation, dirty water storage containers, poor personal hygiene and animal waste within the compounds. Outreach workers have engaged the villagers in extensive hygiene educational sessions focusing on the prevention of cholera transmission and possible spread of disease.

UNHCR gratefully acknowledges the support of the following partners in Gendrassa Camp



For more information, please consult <http://data.unhcr.org/Southsudan>

## Gendrassa Monthly Updates

### Protection

- The general security situation in Gendrassa camp has been relatively calm save several break-ins and theft of food items from WFP Rub halls in Gendrassa were reported.
- Mobilization and possible recruitment by SPLA-N in the camp and onward movements to the border observed. The exercise reportedly targeted combatants but agencies reported some of their refugee staff were affected but have since been released.



SGBV	SGBV Referral System		Referral pathway finalised: health, psychosocial and material (based on individual needs) support activated.Although SGBV cases are still under reported, there is an increase on identified cases.				
	# Reported cases	3					
	# Cases receiving support	3					
	# Refugees Trained in GBV	655					
Child protection	# of Child Friendly Spaces	6					
	Monthly Average Attendance	186					
	% Girls attending	40%					
	UM-SC Mechanism: Family Tracing and Reunification Mechanism established						
# UM-SC identified & documented		49	# Positive FTR	0	# Foster care arrangements	49	

Photo Credits:  
UNHCR/P. Rulashe

Photo Credits:  
UNHCR/P. Rulashie

### Education

Minimum Sectoral Data	Value	Standard	% F	Minimum Sectoral Data	Value	Standard
% of Refugees Enrolled in Primary School*	40.0%	100%	45.0%	Number of Students per Teacher**	n/a	40
% Average Monthly Attendance	n/a	n/a	n/a	% of Female Teachers	n/a	50%

- In the first week of September all schools were operational with a 20% drop-out rate in Gendrassa camp. School principals attribute the drop-out rate to the engagement of children in income generating activities.
- Primary 8 pupils in Gendrassa have reportedly lost interest in school because no primary leaving examinations are expected at the end of academic year due to the overall insecurity in the country. A shortage of textbooks in Upper Nile State has also contributed to creating a growing disinterest in school attendance.

### Water and sanitation

Minimum Sectoral Data	Value	Standard	Indicator	Value	Standard
Avg water available (litres/person/day)	17.2	>=20	Crude Toilet Coverage	17.6	<=20
Nbr of persons per usable water taps	123	<80	% of families with family shared latrines*	100%	n/a
Water collected at HH level (litres/person/day)	n/a	>=20	% of PoC receiving >=450g soap/person/month	100%	100%

- Promotion of hygiene through Jerri-can cleaning campaigns continued in Gendrassa. In total, 23,131 water containers were cleaned during the month of September.
- 2,970 individuals were reached with key hygiene promotion messages on domestic, environmental and personal hygiene. The messages mainly focused on safe water chain, diarrhoea and malaria transmission and prevention methods.
- Sanitation promotion activities continued, 161 filled shared latrines were replaced, 300 latrines repaired and 148 latrines decommissioned.
- Water consumption survey conducted across the camp of which 94% of the selected samples indicated 21.8 litres of water been supplied every day in Gendrassa.
- Operation and maintenance of the water facilities continued; two (02) hand pumps were repaired and two (02) tap stands were upgraded with murrum to allow
- The WASH team in Gendrassa is ready to respond when the need arises.

### Health/Nutrition

Minimum Sectoral Data	Value	Standard	Minimum Sectoral Data	Value	Standard	Minimum Sectoral Data	Value	Standard
CMR/ 10,000/day	0.15	<1	# Persons/Health Facility	17,513	<10,000	% of U5 GAM	10.0%	<10%
U5 MR/ 10,000/day	0.26	<2	Health Facility Utilisation		1-4	% of U5 SAM	1.0%	<2%

- The ongoing security concern in Maban has hampered normal nutrition and health prevention activities such as IYCF mother support groups. Several services continue with below capacity for example, only one clinic is currently operational. Also, nutrition education is ongoing during OTP and TSFP activities but at below
- Community level health, hygiene and sanitation activities have been intensified through community sensitization and surveillance activities. The community outreach is undertaken by volunteers to prevent and facilitate timely reporting of diseases including diarrhoea, eye infection and acute jaundice syndromes.
- Discussions to hand over outreach and surveillance activities has been initiated between IMC and MSF-H as the latter is exiting operations in Gendrassa camp. IMC, the main health care provider in Gendrassa continues to provide both facility and community based health care services.
- In a bid to prevent an outbreak of cholera and minimize its impact, camp level cholera preparedness and response activities have been initiated in Gendrassa camp. IMC has finalized a plan to establish a 20 bed Cholera Treatment Unit (CTU) in one of the health posts in the camp. In addition to the CTU, the other health posts and the main clinic will serve as oral rehydration points for the management of mild cases.
- The situation of Pregnant and Lactating Women (PLW) is still critical. Specific assessment and actions will be carry out in the first quarter of 201.
- General Food Distribution (GFD) food distribution was completed through two (02) cycles of 15 day - ration each and the daily energy requirements (2,100 Kcal) meant as full ration was distributed. Nutrition products stock were enough to run SAM and MAM activities
- Despite the poor security condition negatively affecting the scope of nutrition and health care services in the area, the health profile of the refugees and surrounding host communities remain stable with under-five and crude mortalities remaining well below the thresholds. An improvement of the nutrition situation in Gendrassa was also noted in September screening.

\*GAM and SAM figure are proxy obtained from monthly MUAC screening of <5 children

\*\* Data as of September 2014

### General Food Distribution

Date of last distribution	n/a	Length of ration	30 days	Next planned distribution	n/a
Avg Kcal/person/day provided	2,100	Planned beneficiaries	n/a	Served beneficiaries	n/a

For more information, please consult <http://data.unhcr.org/Southsudan>