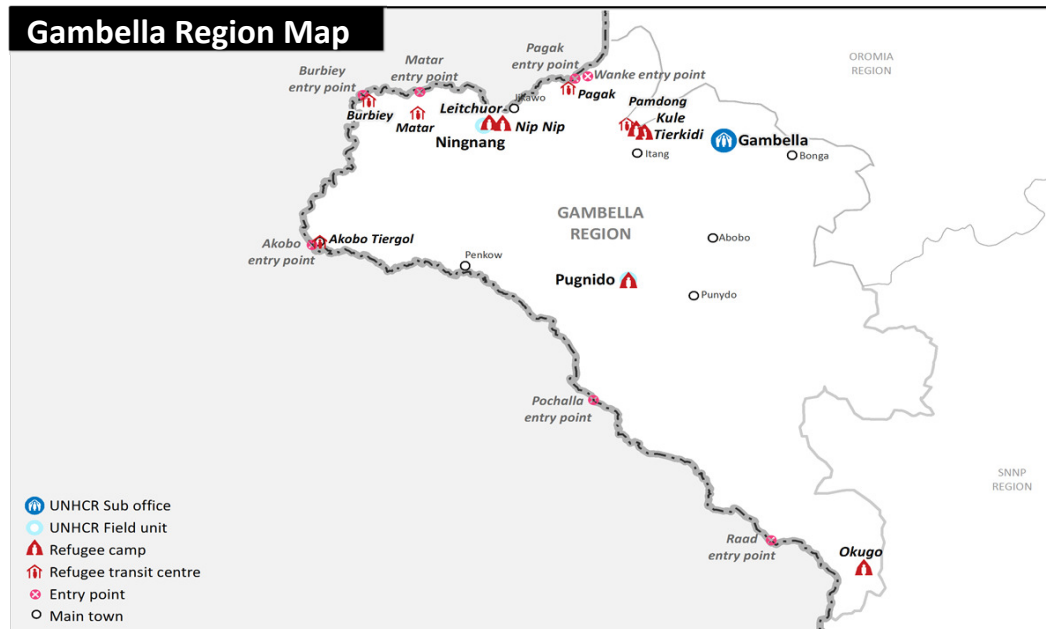


South Sudanese new arrivals in Gambella - Post 15th December 2013 (as of 09-December-2014)

Gambella Region Map



**TOTAL
ARRIVALS**

191,375 *
persons

**AVERAGE
ARRIVALS per day
since start of 2014**

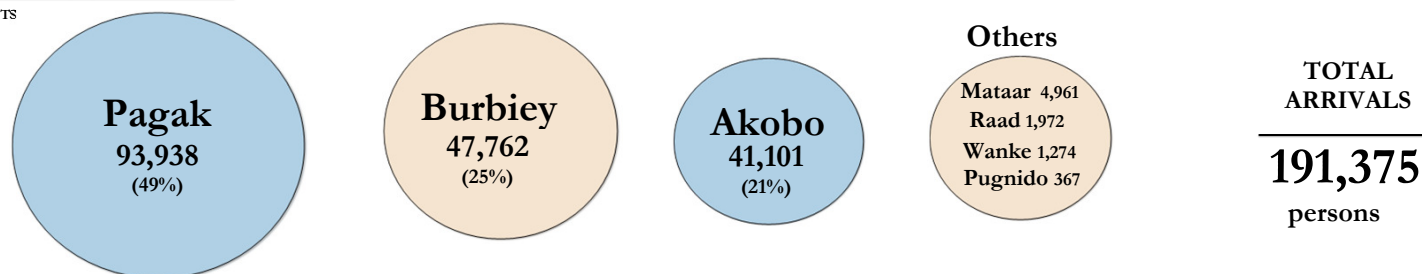
559
persons

**AVERAGE
ARRIVALS per day
since last week**

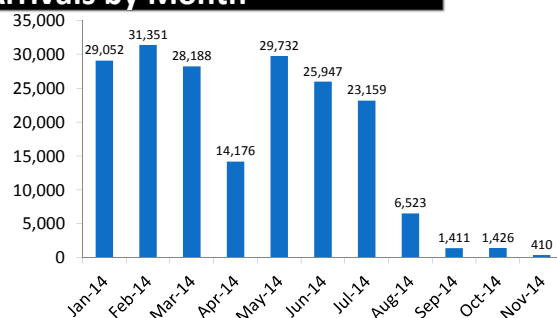
53
persons

Breakdown by entry points

New ARRIVALS BY ENTRY POINTS



Arrivals by Month



Arrivals Relocation Statistics

**TOTAL
ARRIVALS**

191,375
Persons

**Missing for
Relocation**



12,353**
(6%)

**TOTAL
RELOCATED
to camps**

163,634
(86%)

**AWAITING
RELOCATION
to camps**

15,388
(8%)

Burbiey (in transit at Mataar) = 5,680
Akobo (in transit at Matar) = 1,905
Pagak = 5,336
Pamdong = 2,467

*- This figure does not include the old caseload of 57,165 South Sudanese refugees registered pre 15th December 2013 [Breakdown: Pugnido = 43,213; Okugo = 3,952; Wanthowa- estimated 10,000]

* - In addition to 191375 South Sudanese refugees in Gambella region, there are 8,746 refugees at the camps in Assosa [Breakdown: Pre 15th Dec 2013 = 6,161; Post 15th Dec 2013 = 2,585]

** - Interviews with some refugees indicate that those with large livestock herds as well as traders and other categories were unwilling to move from border entry locations.