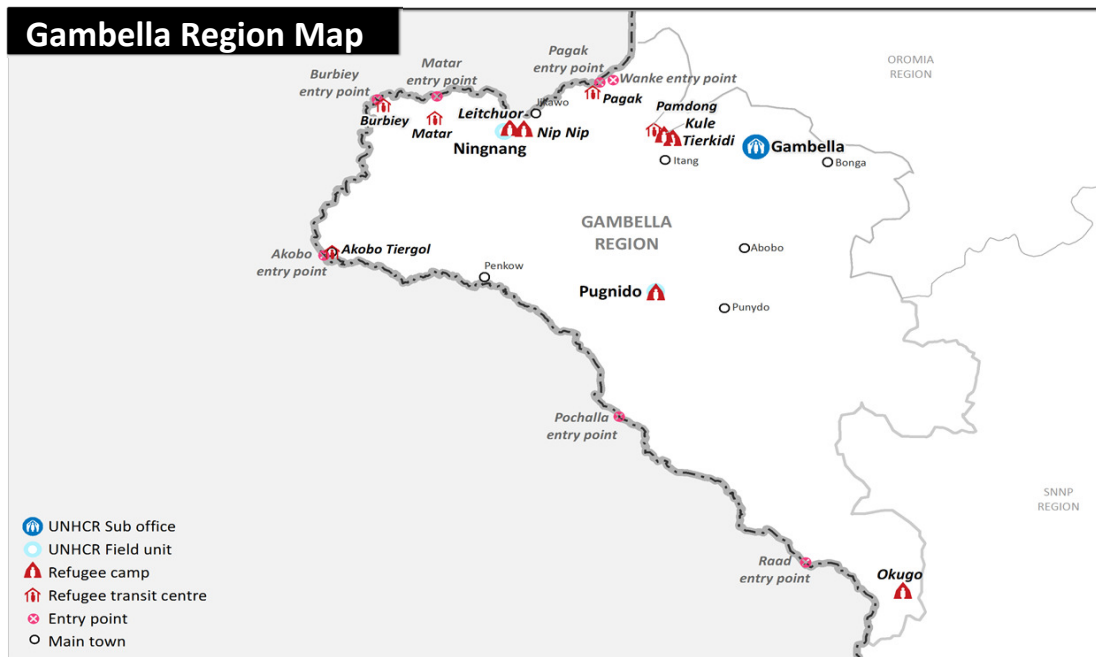


South Sudanese new arrivals in Gambella - Post 15th December 2013 (as of 26-December-2014)

Gambella Region Map



TOTAL ARRIVALS

191,686 *
persons

AVERAGE
ARRIVALS per day
since start of 2014

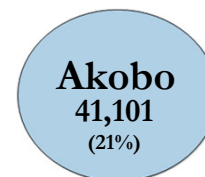
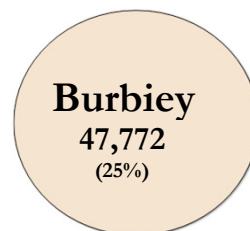
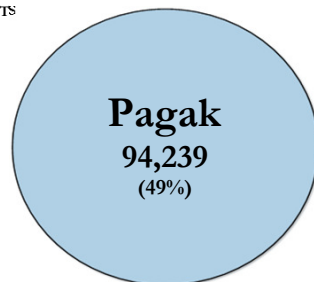
534
persons

AVERAGE
ARRIVALS per day
since last week

70
persons

Breakdown by entry points

New ARRIVALS BY ENTRY POINTS



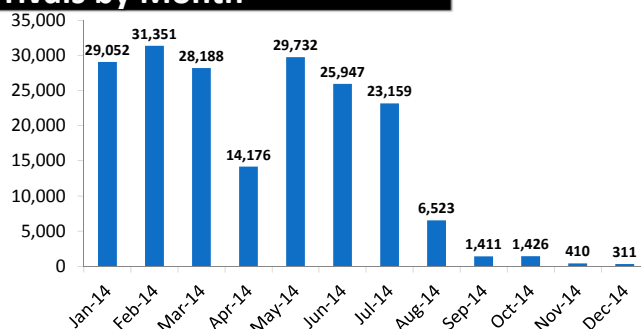
Others

Mataar 4,961
Raad 1,972
Wanke 1,274
Pugnido 367

TOTAL ARRIVALS

191,686
persons

Arrivals by Month



Arrivals Relocation Statistics

TOTAL ARRIVALS

191,686
Persons

Missing for Relocation



12,353**
(6%)

TOTAL RELOCATED to camps

165,782
(87%)

AWAITING RELOCATION to camps

13,551
(7%)

Burbiey (in transit at Mataar) = 5,124
Akobo (in transit at Matar) = 1,369
Pagak = 5,012
Pamdong = 2,046

*- This figure does not include the old caseload of 57,153 South Sudanese refugees registered pre 15th December 2013 [Breakdown: Pugnido = 43,177; Okugo = 3,976, Wanthowa- estimated 10,000]

* - In addition to 191686 South Sudanese refugees in Gambella region, there are 8,763 refugees at the camps in Assosa [Breakdown: Pre 15th Dec 2013 = 6,161; Post 15th Dec 2013 = 2,602]

** - Interviews with some refugees indicate that those with large livestock herds as well as traders and other categories were unwilling to move from border entry locations.