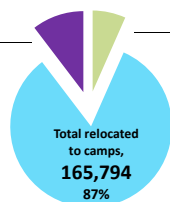


# Population profile of camps in Gambella - Post 15<sup>th</sup> December 20013 (as of 02-January-2015)

## Refugee Arrivals

**TOTAL ARRIVALS**  
**191,698**

Awaiting relocation to camps, 13,551  
7%



Missing for Relocation, 12,353  
6%

## All CAMPS in Gambella region

**Tierkidi**  
49,122  
(30%)

**Leitchuor**  
47,709  
(29%)

**Kule**  
46,314  
(28%)

**Others**  
Pugnido 10,137\*\*  
Okugo 2,180\*  
Akula (Local Community) 1,274  
Nip Nip 2,888

absentees during camp registration  
**6,170**  
Kule=3,652  
Tierkidi=2,518

**AVERAGE FAMILY SIZE**  
**3.8**

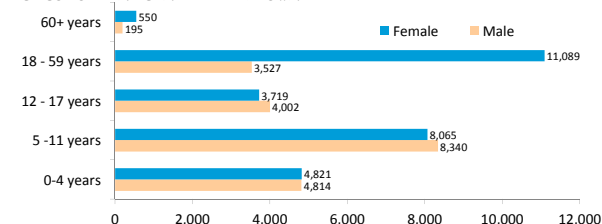
**TOTAL CAMPS population**  
**165,794**  
persons

## TIERKIDI camp

CAMP OPENED: 26 February, 2014

LEVEL 2 REGISTRATION : 100% FINISHED

### AGE COHORT AND GENDER BREAKDOWN



### AGE COHORT AND GENDER BREAKDOWN

Age Cohort	Male	Female	Total	%
0-4 years	4,814	4,821	9,635	20%
5-11 years	8,340	8,065	16,405	33%
12-17 years	4,002	3,719	7,721	16%
18-59 years	3,527	11,089	14,616	30%
60+ years	195	550	745	1%
<b>Total</b>	<b>20,878</b>	<b>28,244</b>	<b>49,122</b>	
%	43%	57%		

**AVERAGE FAMILY SIZE**  
**4**

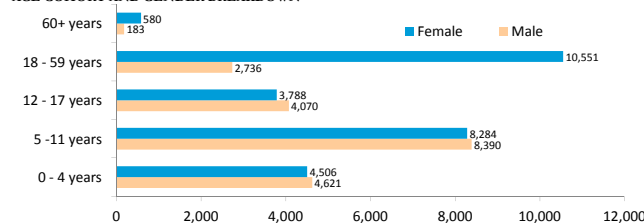
**TIERKIDI population**  
**49,122**  
persons

## LEITCHUOR camp

CAMP OPENED: 21 January, 2014

LEVEL 2 REGISTRATION : 100% FINISHED

### AGE COHORT AND GENDER BREAKDOWN



### AGE COHORT AND GENDER BREAKDOWN

Age Cohort	Male	Female	Total	%
0-4 years	4,621	4,506	9,127	19%
5-11 years	8,390	8,284	16,674	35%
12-17 years	4,070	3,788	7,858	16%
18-59 years	2,736	10,551	13,287	28%
60+ years	183	580	763	2%
<b>Total</b>	<b>20,000</b>	<b>27,709</b>	<b>47,709</b>	
%	42%	58%		

**AVERAGE FAMILY SIZE**  
**3.9**

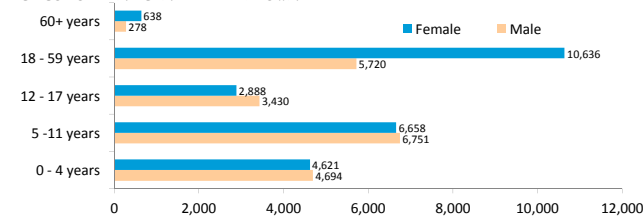
**LEITCHUOR population**  
**47,709**  
persons

## KULE camp

CAMP OPENED: 17 May, 2014

LEVEL 2 REGISTRATION : 100% FINISHED

### AGE COHORT AND GENDER BREAKDOWN



### AGE COHORT AND GENDER BREAKDOWN

Age Cohort	Male	Female	Total	%
0-4 years	4,694	4,621	9,315	20%
5-11 years	6,751	6,658	13,409	29%
12-17 years	3,430	2,888	6,318	14%
18-59 years	5,720	10,636	16,356	35%
60+ years	278	638	916	2%
<b>Total</b>	<b>20,873</b>	<b>25,441</b>	<b>46,314</b>	
%	45%	55%		

**AVERAGE FAMILY SIZE**  
**3.8**

**KULE population**  
**46,314**  
persons

## OKUGO camp\*

**AVERAGE FAMILY SIZE**  
**2.5**

**OKUGO population**  
**2,180**  
persons

### AGE COHORT AND GENDER BREAKDOWN

Age Cohort	Male	Female	Total	%
0-4 years	259	261	520	24%
5-11 years	261	216	477	22%
12-17 years	82	98	180	8%
18-59 years	338	609	947	43%
60+ years	9	47	56	3%
<b>Total</b>	<b>949</b>	<b>1,231</b>	<b>2,180</b>	
%	44%	56%		

## PUGNIDO camp\*\* (extrapolated data)

LEVEL 2 REGISTRATION : 95% FINISHED

### AGE COHORT AND GENDER BREAKDOWN

Age Cohort	Male	Female	Total	%
0-4 years	1,060	1,006	2,066	21%
5-11 years	1,493	1,561	3,054	30%
12-17 years	612	808	1,420	14%
18-59 years	2,167	1,281	3,448	34%
60+ years	103	46	149	1%
<b>Total</b>	<b>5,434</b>	<b>4,703</b>	<b>10,137</b>	
%	54%	46%		

**AVERAGE FAMILY SIZE**  
**3.3**

**PUGNIDO population**  
**10,137**  
persons

\*- This figure does not include the old caseload of 4,003 South Sudanese refugees registered pre 15th December 2013

\*\* - This figure does not include the old caseload of 43,177 South Sudanese refugees registered pre 15th December 2013. The breakdown of 10137 = New arrivals in Pugnido:1931 + New Arrivals relocated from Matar, Pagak and Pamdong:8206