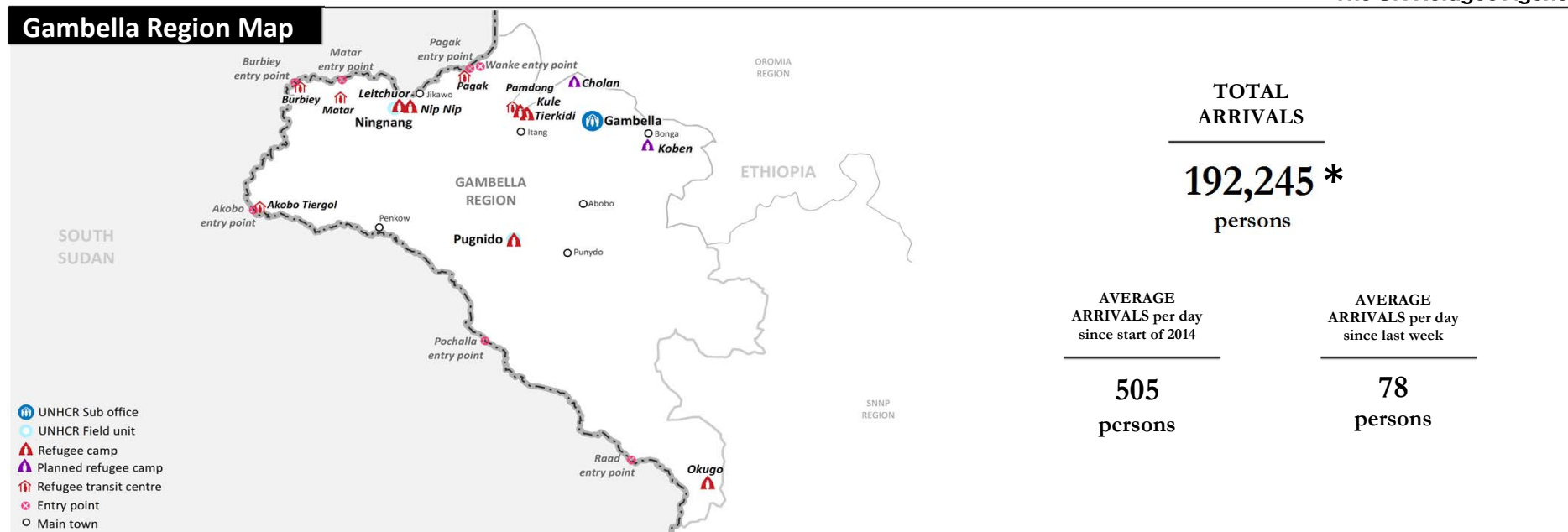
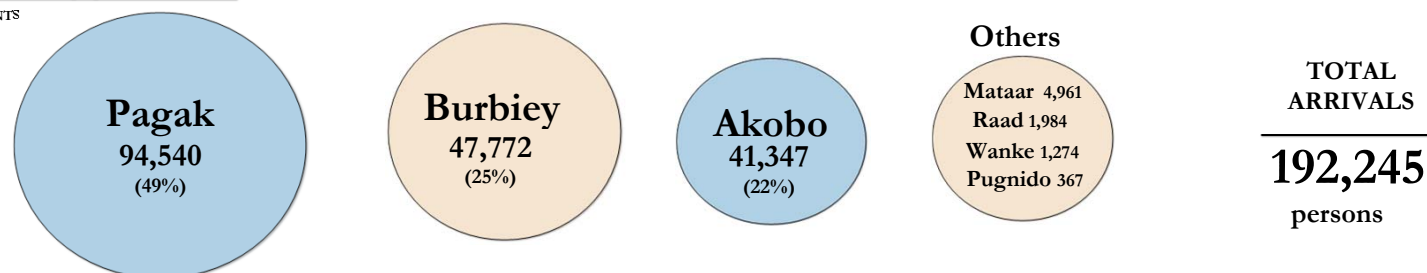


South Sudanese new arrivals in Gambella - Post 15th December 2013 (as of 16-January-2015)

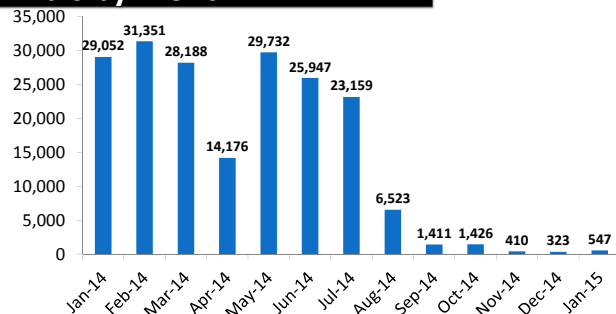


Breakdown by entry points

New ARRIVALS BY ENTRY POINTS



Arrivals by Month



Arrivals Relocation Statistics

TOTAL ARRIVALS

192,245
Persons

Missing for Relocation



12,353**
(6%)

TOTAL RELOCATED to camps

166,002***
(86%)

AWAITING RELOCATION to camps

13,890
(7%)

Burbiey (in transit at Mataar) = 5,124
Akobo (in transit at Matar) = 1,407
Pagak = 5,313
Pamdong = 2,046

*- This figure does not include the old caseload of 57,180 South Sudanese refugees registered pre 15th December 2013 [Breakdown: Pugnido = 43,177; Okugo = 4,003; Wanthowa- estimated 10,000]

In addition to 192,245 South Sudanese refugees in Gambella region, there are 8,763 refugees at the camps in Assosa [Breakdown: Pre 15th Dec 2013 = 6,161; Post 15th Dec 2013 = 2,602]

** - Interviews with some refugees indicate that those with large livestock herds as well as traders and other categories were unwilling to move from border entry locations.

*** - The figure includes 50,590 refugees in Leitchuor and Nip Nip refugee camps who will be relocated to new locations due to flooding concerns.