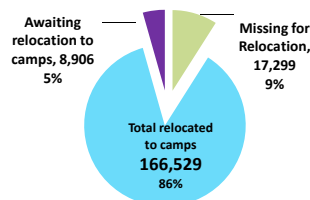


# Population profile of camps in Gambella - Post 15<sup>th</sup> December 20013 (as of 30-January-2015)

## Refugee Arrivals

**TOTAL ARRIVALS**  
**192,734**



## All CAMPS in Gambella region

**Tierkidi**  
49,198  
(30%)

**Leitchuor**  
47,709  
(29%)

**Kule**  
46,371  
(28%)

**Others**  
Pugnido 10,245\*\*\*  
Okugo 2,363\*\*  
Akula (Local Community) 1,274  
Nip Nip\* 2,888

absentees during camp registration  
**6,481**  
Kule=3,959  
Tierkidi=2,522

**AVERAGE FAMILY SIZE**  
**3.8**

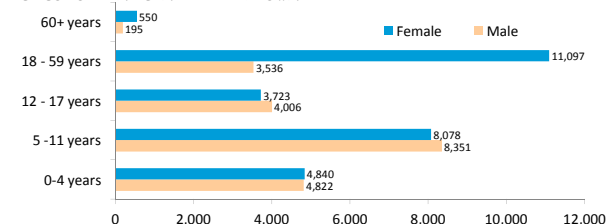
**TOTAL CAMPS population**  
**166,529**  
persons

## TIERKIDI camp

CAMP OPENED: 26 February, 2014

LEVEL 2 REGISTRATION : 100% FINISHED

### AGE COHORT AND GENDER BREAKDOWN



### AGE COHORT AND GENDER BREAKDOWN

Age Cohort	Male	Female	Total	%
0-4 years	4,822	4,840	9,662	20%
5-11 years	8,351	8,078	16,429	33%
12-17 years	4,006	3,723	7,729	16%
18-59 years	3,536	11,097	14,633	30%
60+ years	195	550	745	1%
<b>Total</b>	<b>20,910</b>	<b>28,288</b>	<b>49,198</b>	
%	43%	57%		

**AVERAGE FAMILY SIZE**  
**4**

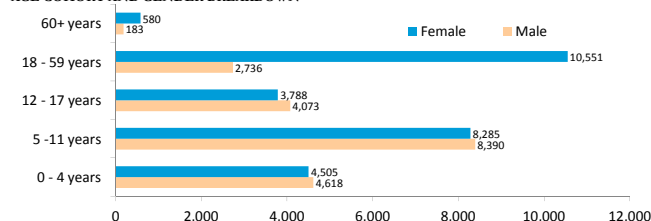
**TIERKIDI population**  
**49,198**  
persons

## LEITCHUOR camp\*

CAMP OPENED: 21 January, 2014

LEVEL 2 REGISTRATION : 100% FINISHED

### AGE COHORT AND GENDER BREAKDOWN



### AGE COHORT AND GENDER BREAKDOWN

Age Cohort	Male	Female	Total	%
0-4 years	4,618	4,505	9,123	19%
5-11 years	8,390	8,285	16,675	35%
12-17 years	4,073	3,788	7,861	16%
18-59 years	2,736	10,551	13,287	28%
60+ years	183	580	763	2%
<b>Total</b>	<b>20,000</b>	<b>27,709</b>	<b>47,709</b>	
%	42%	58%		

**AVERAGE FAMILY SIZE**  
**3.9**

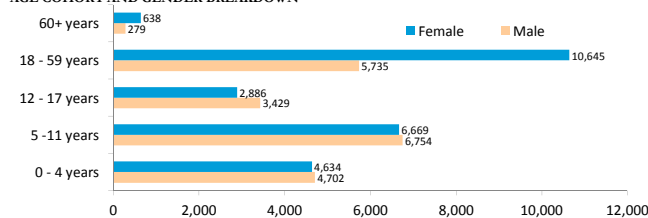
**LEITCHUOR population**  
**47,709**  
persons

## KULE camp

CAMP OPENED: 17 May, 2014

LEVEL 2 REGISTRATION : 100% FINISHED

### AGE COHORT AND GENDER BREAKDOWN



### AGE COHORT AND GENDER BREAKDOWN

Age Cohort	Male	Female	Total	%
0-4 years	4,702	4,634	9,336	20%
5-11 years	6,754	6,669	13,423	29%
12-17 years	3,429	2,886	6,315	14%
18-59 years	5,735	10,645	16,380	35%
60+ years	279	638	917	2%
<b>Total</b>	<b>20,899</b>	<b>25,472</b>	<b>46,371</b>	
%	45%	55%		

**AVERAGE FAMILY SIZE**  
**3.8**

**KULE population**  
**46,371**  
persons

## OKUGO camp\*\*

**AVERAGE FAMILY SIZE**

**2.5**

**OKUGO population**

**2,363**  
persons

### AGE COHORT AND GENDER BREAKDOWN

Age Cohort	Male	Female	Total	%
0-4 years	279	282	561	24%
5-11 years	277	240	517	22%
12-17 years	91	110	201	9%
18-59 years	344	680	1,024	43%
60+ years	10	50	60	3%
<b>Total</b>	<b>1,001</b>	<b>1,362</b>	<b>2,363</b>	
%	42%	58%		

## PUGNIDO camp\*\*\*

LEVEL 2 REGISTRATION : 100% FINISHED

### AGE COHORT AND GENDER BREAKDOWN

Age Cohort	Male	Female	Total	%
0-4 years	1,036	1,093	2,129	21%
5-11 years	1,555	1,493	3,048	30%
12-17 years	798	612	1,410	14%
18-59 years	1,326	2,180	3,506	34%
60+ years	48	104	152	1%
<b>Total</b>	<b>4,763</b>	<b>5,482</b>	<b>10,245</b>	
%	46%	54%		

**AVERAGE FAMILY SIZE**  
**3.2**

**PUGNIDO population**  
**10,227**  
persons

\*- The refugees in Leitchuor and Nip Nip refugee camps will be relocated to new locations due to flooding concerns.

\*\*- This figure does not include the old caseload of 3,976 South Sudanese refugees registered pre 15th December 2013

\*\*\*- This figure does not include 43,177 South Sudanese refugees registered pre 15th December 2013. The figure 10245 includes :1931 New Arrivals and 8314 refugee relocated from other entry and transit sites