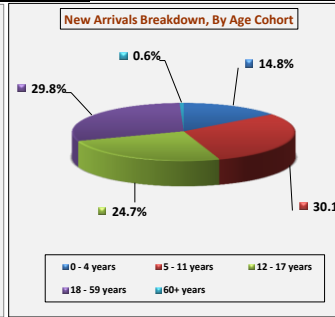
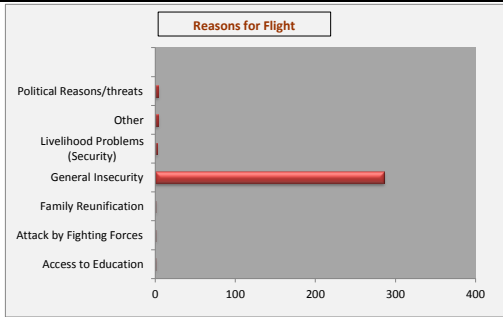
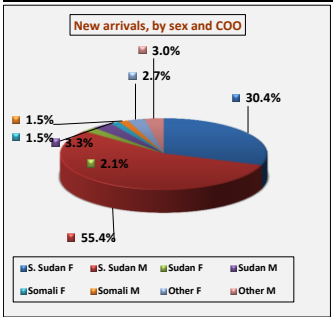


Weekly New Registration Population Composition
22nd - 28th Feb 2015



	Breakdown by Country of Origin / Sex								Breakdown by Individuals/Households		
	S. Sudan		Sudan		Somali		Other		F	M	Total
	F	M	F	M	F	M	F	M			
Individuals	101	184	7	11	5	5	9	10	122	210	332
Households	25	43	2	6	4	3	5	7	36	59	95



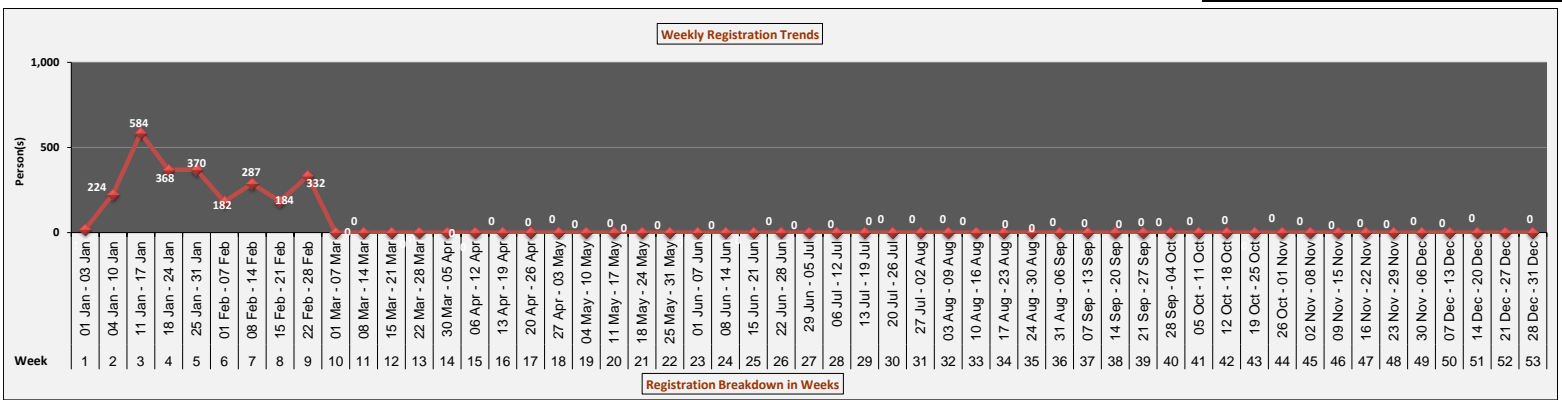
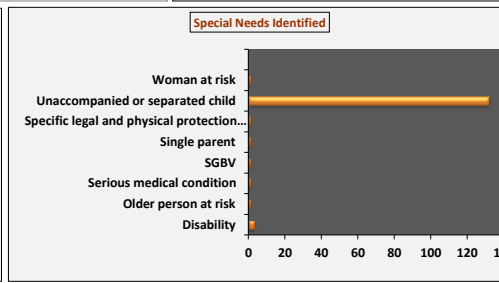
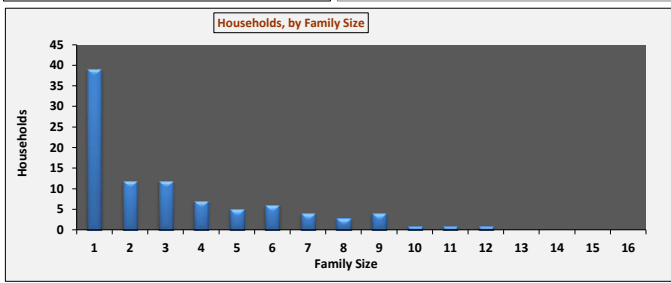
NOTES:

A total of 2,550 new arrivals have been registered since the start of 2015; with 89 arriving from Burundi, 103 from Democratic Republic of Congo (DRC), 53 from Ethiopia, 2 from Rwanda, 95 from Somalia, 1763 from South Sudan, 409 from Sudan, 36 from Uganda. In addition, the Sub-Office has received 13 South Sudanese 'returnees' and their records reactivated; bringing the total arrivals figure to 2,563.

The total new born babies so far registered in 2015 is 736

332 individuals were registered during the eighth week of 2015 [22nd - 28th Feb 2015]; 2 from Burundi, 12 from Democratic Republic of Congo (DRC), 3 from Ethiopia, 10 from Somalia, 285 from South Sudan, 18 from Sudan and 2 from Uganda. As at 22nd Feb 2015, the overall registered population in Kakuma Refugee Camp stood at 180,674.

The average family size registered during the reporting period stood at 3.5 individuals. Family size 1 households represented 41.05% of all newly registered households.



Registration Breakdown in Weeks

NB: This report reflects registration trends. In addition to new arrivals reported here, the overall population in Kakuma also increases through new births, in-situ registration (of persons who arrived in a previous period but reported for registration later), family reunification, and various other data adjustments. Analysis and projections are based on actual persons registered in the UNHCR registration database (proGres)