

KEY FIGURES

46,314

Asylum seekers received since influx began in December 2013.

2,836

UAMS in Kakuma Camp.

3

New SGBV cases reported during the week

1:15

The ratio of latrines to users in Kakuma 4

16.75

Litres of water provided per person per day in Kakuma.

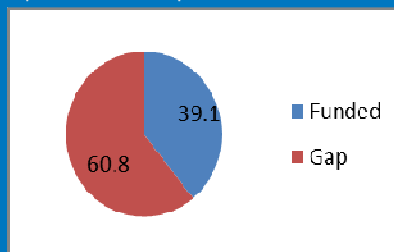
7,150

Number of roofed durable shelters in Kakuma 4.

FUNDING

USD 36.5 MILLION

Requested for the operation



PRIORITIES

- Monitor trends of daily new arrivals
- Maintenance of water network to ensure improved supply
- Close monitoring of malaria and watery diarrhea trends
- Roll out of electronic food vouchers to heads of households
- Preliminary surveys of new site and beaconing.

KENYA

KAKUMA OPERATIONAL UPDATE

17 TO 23 JULY 2015

HIGHLIGHTS

- As at 23 July 2015, Kakuma had received 46,315 asylum seekers from South Sudan. 77 new arrivals were received from Nadapal during the reporting week. As at 22 July, 184,153 refugees and asylum seekers had been registered by UNHCR and DRA, with South Sudanese refugees making up 50% of the total camp population.

UPDATE ON ACHIEVEMENTS

Operational Context

- UNHCR continued to conduct border monitoring visits to Nadapal three days a week (Tuesday, Thursday and Saturday) to ensure that asylum seekers received at the border have unhindered access to asylum and are treated humanely. No cases of *refoulement* or ill treatment were reported; however immigration continued charging visa fees, although not government directives. Discussion with Director of immigration Nairobi is ongoing to end such acts.
- The trend of daily new arrivals has remained low; Border activity have been temporary suspended following insecurity situation in Lodi, Staff of LWF and 6 refugees who were at the transit center were moved to Kakuma on 22. Monitoring of the security situation continues to be monitored closely in collaboration with UNDSS.

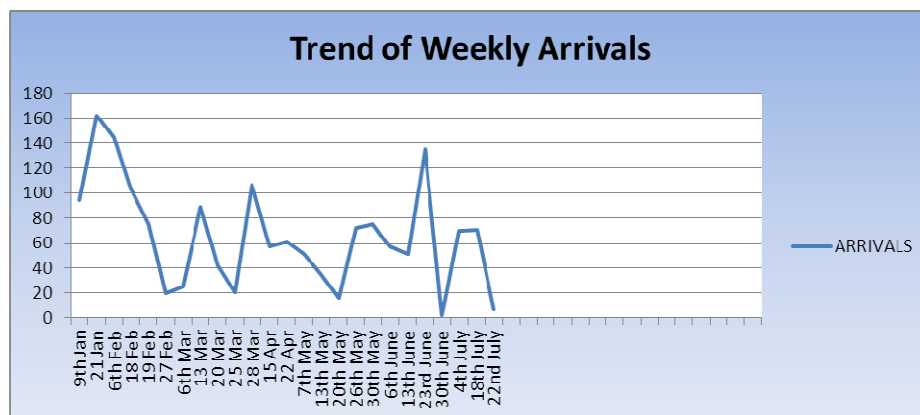


Fig 1: Trend of weekly arrivals

Protection

Child Protection

Every week, the child protection data changes as new arrivals come in, some children are reunified with their family hence changing status leading to reduction/ increase in number of UASC.

1.1 Unaccompanied Minors:

As of 21 July 2015 there were **1314** UAMs including **911** (174 F & 737 M) South Sudanese UAMs who have been registered in ProGres since December 2013 influx bringing the cumulative number of registered UAMs in Kakuma to **2836**. The breakdown of the registered South Sudanese by area of origin is reflected in the graph below:

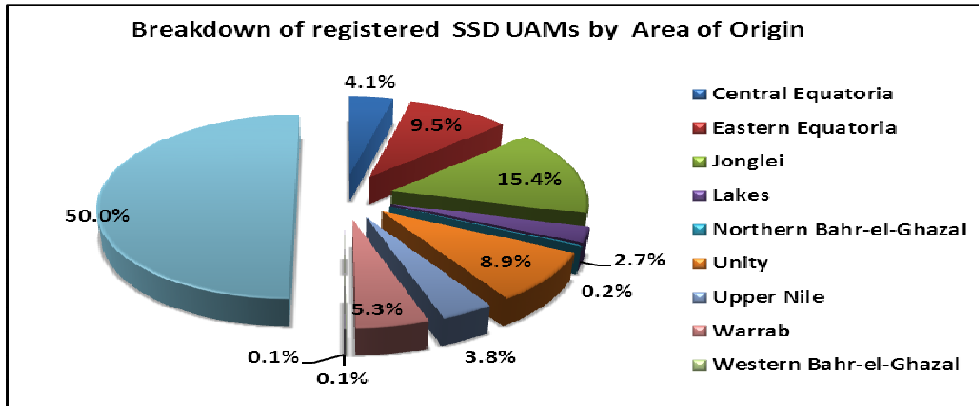


Fig 2: Breakdown of registered South Sudanese UAMs by area of origin

1.2 Separated Children:

As of 21 July 2015 there were **5842** separated children including **5119** (1842 F & 3277 M) South Sudanese separated children who have been registered in ProGres since December 2013 influx bringing the cumulative number of registered SC in Kakuma to **12789**. The breakdown of the registered South Sudanese by area of origin is reflected in the graph below:

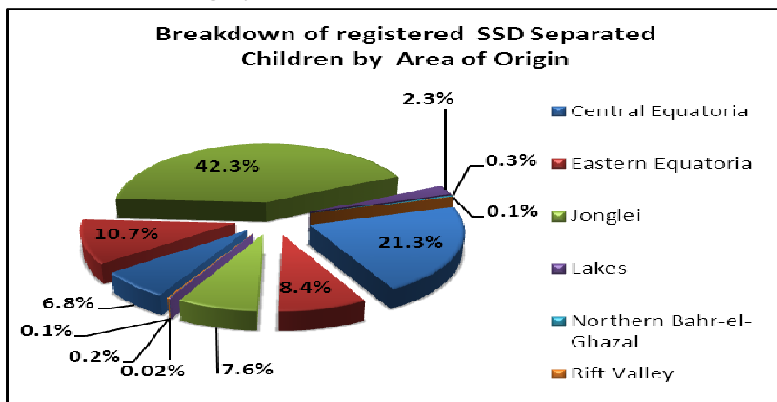


Fig 3: Breakdown of registered South Sudanese Separated Children by area of origin

2.0 Child protection interventions in the field

2.1 Family reunification and foster care arrangement:

Training to 118 new foster parents was conducted on 29th, 30th June and 1st July, 2015.

2.2 Best Interest Assessment and Best Interest Determination

One BID panel Meeting comprising of representatives from Refugee Consortium of Kenya (RCK), Kenya Red Cross, UNHCR Resettlement, Protection, Community Services and LWF Child Protection were convened. A total of **18** cases were presented to the panel meeting for discussion; **14** resettlement cases and 4 protection cases were discussed and approved. The next BID panel will be held on 31 July 2015. 24 Best Interest Assessments were conducted over the week for children (17 boys and 7 girls) and follow ups have been made.

2.3 Child abuse/exploitation/ neglect cases:

7 child abuse cases (2 boys and 7girls) were reported during the week. Assessments were conducted and interventions were made accordingly. Direct intervention included counseling, play and group therapy session and provision of material support. Referrals were also made to other service providers. Follow up visits were made to previous cases in the community.

2.4 Home Visits:

During the week, 134 home visits were made to 1036 children (592 boys and 544 girls). These visits were made to children in child headed households, foster families, those with care givers and biological children and those children with other protection concerns.

2.5 Psychosocial activity:

156 child to child activities were also conducted with 1716 children participating in the program (1498 boys & 1318 female). The activities took place in various child friendly spaces in the camp. Children participated in sports, singing and Legos building. Individual counseling sessions were also done to 22 children (6 boys & 16 girls). Also group counseling was offered to 62 children (6 boys & 56 girls).

2.6 Material support:

Distribution of NFIs in the form of 264 bales of assorted clothes donated by Japan is ongoing. So far 6864 children (4789 boys & 2475 girls) benefited from material support. The names of the children were generated from the CPIMS. The categories of children benefiting are unaccompanied children, separated children and children with disabilities

3.0 Youth protection interventions in the field

3.1 Youth initiatives project:

A total of **269** League and friendly matches involving (**238** male and **31** female) teams were played in the course of the week and the matches involved teams from both open age and under age categories from all the zones of the camp and the immediate host community. A total of **1,118** youth participated through indoor games (**956** male and **162** female) in all the zones. Apart from positively directing the youth's free time, the matches also provided a platform for the propagation of HIV/AIDS information, promotion of peaceful coexistence and development of the youth's talent.

4.0 SGBV

4.1. Case management

- 3(2F 1M) cases were received in the course of the week. 1 case of psychological violence and 2 cases of physical assault. The two cases received medical and while all 3 benefited from psychosocial counseling. All the intake forms were filled and entered in the GBVIMS with appropriate referrals to other services done.

4.2 Outreach activities

- Outreach activities were carried out in various blocks in Kakuma 1, 2, 3, and 4 by engaging the community on SGBV related topics and referral mechanism.

4.3 Coordination

- A briefing was done to UNICEF and UNHCR HQ mission who visited the safe haven and other protection centres in the camp. The collaboration between child protection and SGBV programming was highlighted as a best practice and technical support assured.

4.4 School Murals project

- A meeting was held between SGBV stakeholders during which development of child friendly messages on SGBV was consolidated for the school murals painting projects. Road signage messages were also discussed to make sure that they are reflective of location specific and relevant to the population target.

4.5 Advocacy mission to the Police station

- A joint SGBV working group mission undertaken to the Kakuma police station as part of strengthening police response to SGBV reports. The meeting was held by the Gender Police Officer and the Officer Commanding Station. The mission was helpful in gaining support by the police head who assured support in speedy response, with an immediate order of arrest to any perpetrator of violence in the camp.

4.6 Persons with Special Need Assistance

- 4 (2m, 2f) beneficiaries were supported with emergency cash assistance to meet their immediate needs. 71 POCs were assisted with material which included 35 mattress , 3table spoon, 48 slippers , clothes ,3 jugs,6 kitchen set,48 lessos, 6 lotions 240,dipers, 5 blankets, 7 mates ,5 jerrycan ,7 mosquito net ,5 buckets ,5 soaps ,3 plates,3 cups ,44 sufurias , 3 basin , most beneficiaries benefitted with multiple items based on needs.

4.7 Case Conference

- During case conferences a total of 243 cases were discussed, 189 cases were approved for support based on assessed needs, 54 cases were dropped for not meeting the criteria.

5.0 Community Based Rehabilitation.

5.1 Psychosocial group

- 2 group sessions with 29(17f, 12m) participants were held.
- 182 home visits were conducted, and 317 (150m, 167f) persons were reached, 23 (8m, 15f) new PWDs were identified and referred for further assistance.

5.2 Occupational therapy

- 50(24m, 26f) received assistance.

Assistive devices provision

Assistive devices provided		Local production of assistive devices		assistive devices repaired at Orthopedic workshop	
Type	Quantity	Type	Quantity	Type	Quantity
Special seats	1	Rolling walkers	4	Tricycles	31
		Corner seat	4	Wheelchairs	15
		Axillary crutches	6	Crutches	10
		Elbow crutches	4	Prosthesis	8
		commode	1		
Total issued	1(1m)		19(11m, 8f)		64(30m,34 F)

Education

School enrolments at the various levels stood as below with marginal increase noted at the primary level.

S/No.	Category	Learners		
		Boys	Girls	Total
1	Primary	35,520	22,602	58,122
2	Pre-primary	6,085	5,758	11,843
3	Secondary	3,452	881	4,333
	TOTAL	41,605	28,360	69,965

- Class 8 candidates in the 19 registered KNEC centres within the Camp sat for the sub-county pre-KCSE mock examinations. The exams are meant to expose candidates to standardized tests which will help in preparing for the national primary exam scheduled for later this year.



Health

- The general health status of refugees remained stable during the week with mortality indicators remaining within Sphere/UNHCR standards. The crude mortality rate at 0.2/1,000/month and under 5 mortality rate at 0.6/1,000/months compared to the Sphere/UNHCR standards of 0.75 and 1.5 respectively.
- Preparations for polio campaign are underway and all required vaccines and supplies have been received. Malaria cases continue to increase and all preventive measure have been emphasized in coordination with the community health program and the WASH partner, NRC.

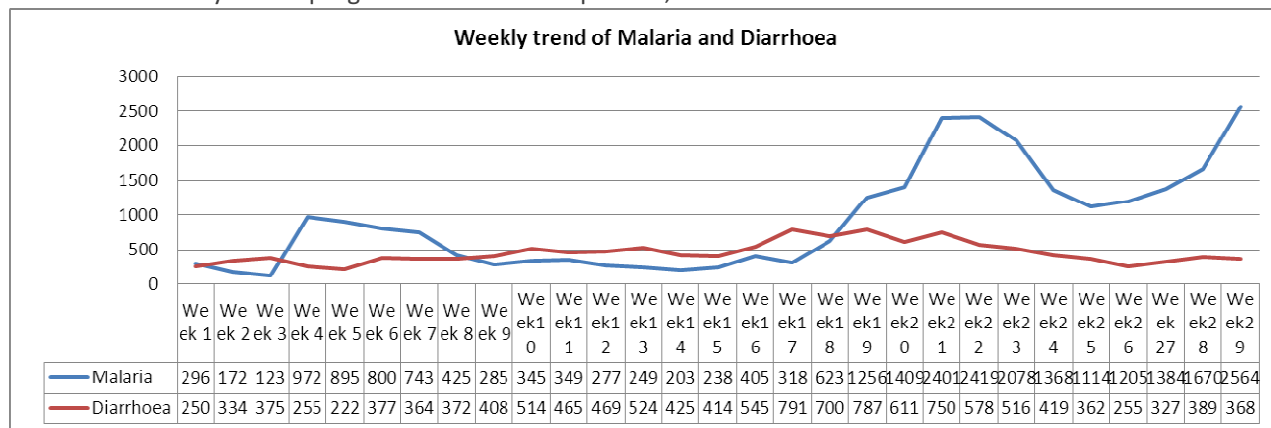


Fig 4: Weekly trend of malaria & watery diarrhea



Food Security and Nutrition

- During the reporting week ending on 19th July 2015, 17 children aged 6-59 months were screened by weight for height among the new arrivals, out of which none had severe acute malnutrition and 3 (17.6%) was found with moderate acute malnutrition. All identified cases of acute malnutrition were enrolled to respective rehabilitation programs.
- The following graph shows the caseload of acute malnutrition among the children 6-59 months among the new arrivals, screened at the reception Centre.

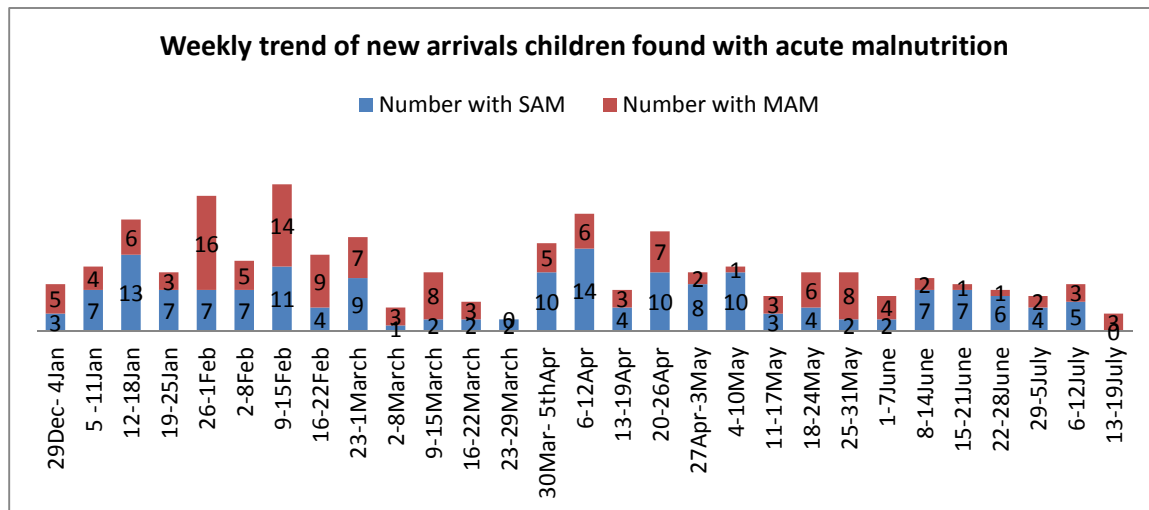


Fig 5: Breakdown of caseload of acute malnutrition among children screened at the reception centre



Water and Sanitation

- The beneficiaries living in Kakuma 4 were supplied with 6,417,000 L of water which translated to consumption per capita of 17.526 L/p/d. The consumption trend is as depicted below;

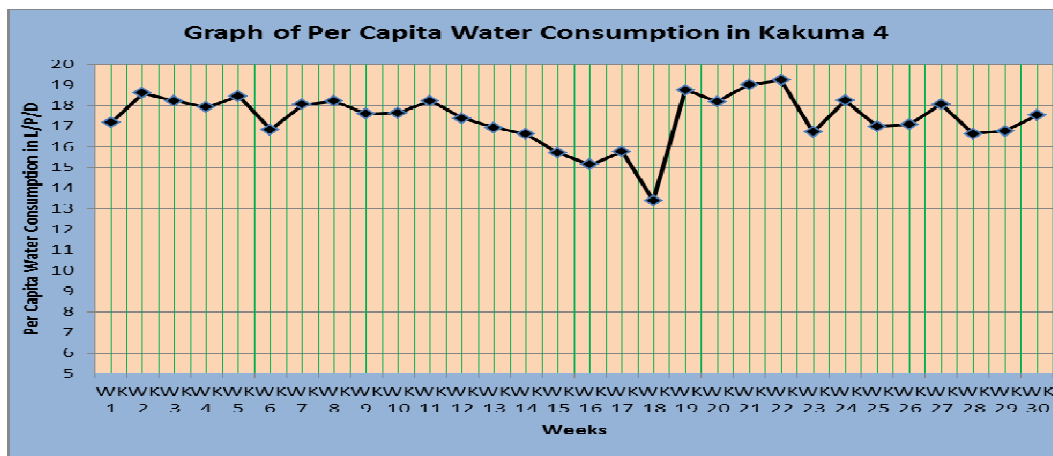


Fig 6: Per Capita water distribution in Kakuma 4

Achievements and Impact

The following activities were carried out in Kakuma 4:

- Monitoring of water supply in the camp as per schedule was observed in close liaison with technical team with the aim of ensuring the persons of concern received adequate water as per UNHCR standard.
- Construction of two new elevated steel tanks in Kakuma 4 by Team and Team is ongoing with one tank complete and the second ongoing. Connection will resume in the coming
- Operations of boreholes 4B and 12 which serve Kakuma 4 were closely monitored and minimal bursts were experienced in this week which saw an increase in per capita consumption.
- All water abstracted from boreholes was treated before supply and distribution to the beneficiaries where operational checks of chlorine dosers were done at all the boreholes. Further, water quality monitoring was routinely carried out at water sources and household level with FRC tests being done where chlorine levels varied between 0.5-1 mg/l at tap stands and 0-0.5mg/l at households.

Latrine construction

- 16 more household latrines were constructed bringing the total number of latrines constructed to 701 from 685 since the beginning of 2015. For communal latrines the number stands at 164 latrines constructed since beginning of 2015. An addition of 2543 latrines planned for new arrivals.
- 4 slabs were distributed.
- Latrine user ratio stands at 1:15 for both communal and household latrines.
- In week 30, latrine coverage stood at 34.34% for both communal and household latrines.
- Latrine coverage at household level is 16.0%.

Hygiene promotion

- During the reporting period, 170 house to house visits were conducted in Kakuma 4. The message focused on hand washing, latrine ownership and maintenance and proper use of latrines.

Vector Control

- On vector control, 89 latrines (53 communal and 36 household) were doused with lime. Also, 4 stagnant water ponds were drained.



Shelter and NFIs

Achievements and Impact

- Kalobeyei site beaconing (boundaries) is scheduled to be carried out the Turkana County surveyors in coordination with UNHCR and expected to be completed by next week by. As part of the new settlement strategy, UNHCR, LOKADO, DRA in coordination of Kalobeyei ward administration carried out a site scoping exercise to assess the status of the existing institutions such as schools, health centers, water points, and populations, etc. around the Kalobeyei site in order to establish a master planning for the settlement and by incorporating all actors and stakeholders and parties concerned.
- The major focus of the assessment was basically to establish points of considerations towards promotion of amicable resources sharing arrangements between the host and refugee communities. The resultant outcomes of the establishment of the settlement will impact the host community live while the preparatory measures towards reception of these results need to be strategically planned. The surveys topographic, hydrogeological surveys as well as and Environmental impact assessment will begin in August.



Community Empowerment and Self-Reliance

Achievements and Impact

- Final TOT farmers were carried out. A total of 41 farmers were trained out of which 39 were male and 8 were females. This brings to 311 the total number of farmers so far trained in group formation and cooperative development. Out of these 177 are male and 134 are female. This translates to a 4% above target achievement and reflects a gender representation 57% male and 43% female respectively.
- Laying of plastic mulch on the demonstration/model farm in Kakuma 2 was completed. Transplanting of, tomatoes, kales, spinach, okra and capsicum seedlings from seedbeds to the main beds under drip irrigation was undertaken. The total area under crop production is 300m²
- During the week, 49(24 Female and 25Male) new PoC were profiled at the reception centre and underwent livelihood capacity assessment. Notable skills identified include business skills in a variety of trade, such as

carpentry, fish trade, restaurant, bakery, whilst some PoC worked in various professions in their home countries amongst them teachers, nurses and police men.

- Two business and entrepreneurship training sessions were conducted under the ToT program. 50 PoC were trained (19M 31F). Topics covered included identifying business opportunities, selection, business startup, as well as sales and marketing.
- The AAHI Program Support Officer (Business Development) was in Kakuma to roll out the business development plan. An initial 32 business groups from among loan applicants were selected and targeted for training on how to transform their business proposals into business plans. 14 Community development workers were inducted on the use of the developed business plan template, which they will use to assist the groups in their business plan development as they prepare to receive business capital. 14 Community development workers have been assigned a specific number of business groups in the community for this purpose.

Working in partnership

- UNHCR continues to work closely with the Central and County Governments, DRA and other partners to ensure protection and wellbeing of refugees and asylum seekers. Bi-monthly Inter-Agency meetings continue to be held as well as meetings with refugee leaders in the camp.
- UNHCR Participated in the launching of report Devolution in Kenya: Opportunities for Transition Solutions for Refugees that organized by DRC in Lodwar. The report looks on how refugee issues could be integrated into county issues in both Kakuma and Dadaab. The meeting was attended by government officials and NGOs working in refugees' programs.
- FAO has officially informed of their relocating of staff to Kakuma as of 1/08/2015.

FINANCIAL INFORMATION

Total recorded contributions for the emergency operation amount to **US\$ 14.3 million** representing **39.1%** of the requested funding.

Contacts:

Magdaline Mutuli, UNHCR Sub-Office Kakuma, mutulim@unhcr.org, Tel: +41227397530 Cell +254 705000814

Fortunata Ngonyani, Officer in Charge, ngonyani@unhcr.org, Tel: +41227397530, Cell +254 715 514243

Links:

Regional portal-<http://data.unhcr.org/SouthSudan/regional.php> Twitter: @UNHCR_Kenya Facebook: UNHCR Kenya Instagram: UNHCR Kenya