

Statistical summary

as of
31/12/2015

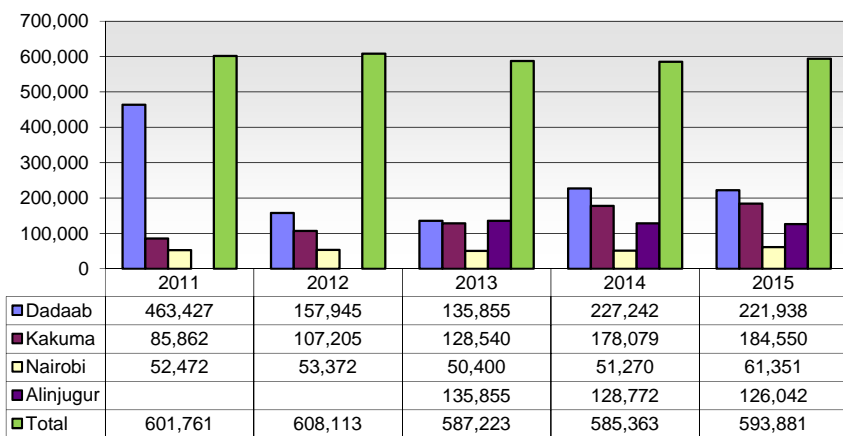
Refugees and Asylum Seekers in Kenya

	Total	Alinjugur	Dadaab	Kakuma	Nairobi	
A. Refugees and Asylum Seekers	593,881	126,042	221,938	184,550	61,351	- Page 2
B. Registration	28,716	2,098	2,299	10,721	13,598	- Page 6
C. Refugee Status Determination						- Page 7
1. Applied	16,369	478	723	4,958	10,210	
2. Recognized	5,944	140	531	4,162	1,111	
3. Rejected	107	2	49	24	32	
4. Pending	39,969	887	2,155	22,825	14,102	
D. 2015 Resettlement Submissions	7,586					- Page 8
E. 2015 Resettlement Departures	5,001					- Page 9
F. 2015 Voluntary Repatriation	5,616					- Page 10

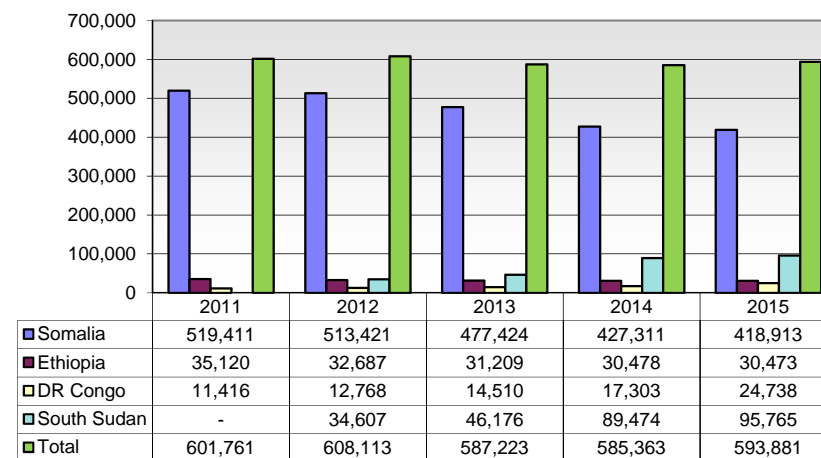
REFUGEES AND ASYLUM SEEKERS IN KENYA BY COUNTRY OF ORIGIN AND LOCATION
December 2015

Country of Origin	2011				2012					2013					2014					2015				
	Dadaab	Kakuma	Nairobi	Total	Alinjugur	Dadaab	Kakuma	Nairobi	Total	Alinjugur	Dadaab	Kakuma	Nairobi	Total	Alinjugur	Dadaab	Kakuma	Nairobi	Total	Alinjugur	Dadaab	Kakuma	Nairobi	Total
Somalia	443,956	45,342	30,113	519,411	154,104	275,258	50,366	33,693	513,421	132,611	258,596	53,816	32,401	477,424	125,584	213,466	56,180	32,081	427,311	122,663	208,741	54,886	32,623	418,913
Ethiopia	18,123	5,581	11,416	35,120	3,835	13,325	6,374	9,153	32,687	3,236	12,746	7,272	7,955	31,209	3,176	11,889	7,772	7,641	30,478	3,094	11,399	7,595	8,385	30,473
Sudan	1,001	26,818	521	28,340		14	5,345	388	5,747		21	7,666	275	7,962		69	9,366	196	9,631	-	74	10,023	169	10,266
DR Congo	92	4,933	6,391	11,416		101	6,149	6,518	12,768	2	129	7,809	6,570	14,510	5	220	8,966	8,112	17,303	154	187	9,861	14,536	24,738
Rwanda	19	435	1,413	1,867		16	510	1,024	1,550		18	554	858	1,430		17	616	810	1,443	14	20	615	960	1,609
Eritrea	56	105	1,659	1,820		44	112	1,724	1,880		31	115	1,602	1,748		23	129	1,414	1,566	-	18	126	1,481	1,625
Burundi	91	2,032	577	2,700		70	3,699	502	4,271		18	5,024	411	5,453	1	155	5,985	427	6,568	70	138	6,804	1,300	8,312
South Sudan	-	-	-	-	2	680	33,867	58	34,607	1	803	45,309	63	46,176	1	1,334	87,957	182	89,474	32	1,277	93,413	1,043	95,765
Uganda	69	570	271	910	4	75	736	196	1,011	3	56	914	148	1,121	3	57	1,038	301	1,399	12	67	1,158	670	1,907
Other	20	46	111	177		8	47	116	171	2	10	61	117	190	2	12	70	106	190	3	17	69	184	273
Total	463,427	85,862	52,472	601,761	157,945	289,591	107,205	53,372	608,113	135,855	272,428	128,540	50,400	587,223	128,772	227,242	178,079	51,270	585,363	126,042	221,938	184,550	61,351	593,881

TREND BY LOCATION



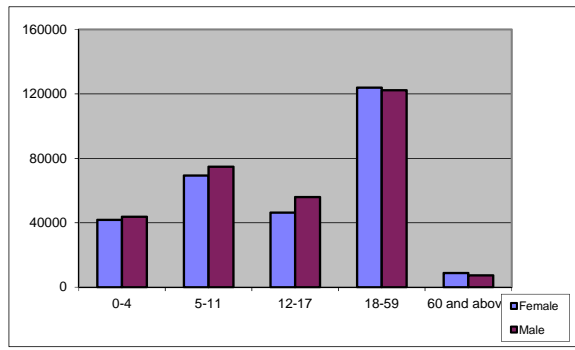
TREND BY MAJOR COUNTRIES OF ORIGIN



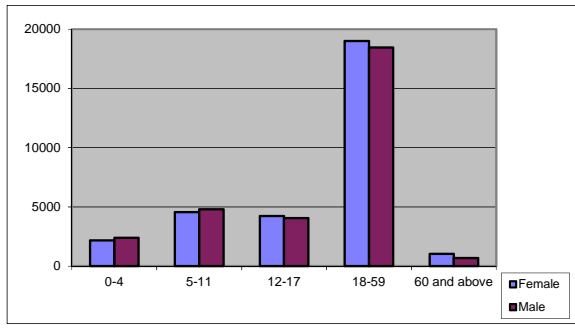
REFUGEES AND ASYLUM SEEKERS IN KENYA : DEMOGRAPHIC BREAKDOWN

December 2015

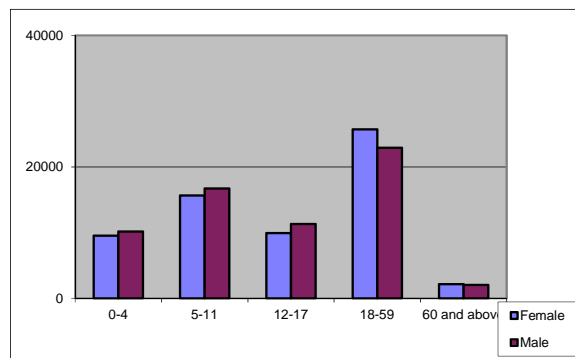
Total Kenya	Age Group	Sex				Total	
		Female		Male			
		#	%	#	%	#	%
	0-4	41,795	7.0%	43,631	7.3%	85,426	<div><div></div></div> 14.4%
	5-11	69,221	11.7%	74,823	12.6%	144,044	<div><div></div></div> 24.3%
	12-17	46,260	7.8%	55,890	9.4%	102,150	<div><div></div></div> 17.2%
	18-59	123,903	20.9%	122,255	20.6%	246,158	<div><div></div></div> 41.4%
	60 and above	8,742	1.5%	7,361	1.2%	16,103	<div><div></div></div> 2.7%
	Total	289,921	48.8%	303,960	51.2%	593,881	



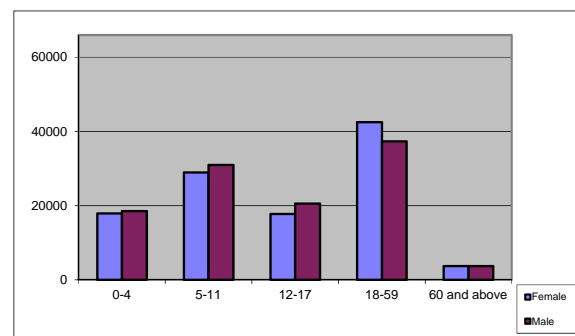
Nairobi	Age Group	Sex				Total	
		Female		Male			
		#	%	#	%	#	%
	0-4	2,177	3.5%	2,398	3.9%	4,575	<div><div></div></div> 7.5%
	5-11	4,548	7.4%	4,803	7.8%	9,351	<div><div></div></div> 15.2%
	12-17	4,218	6.9%	4,044	6.6%	8,262	<div><div></div></div> 13.5%
	18-59	19,006	31.0%	18,452	30.1%	37,458	<div><div></div></div> 61.1%
	60 and above	1,028	1.7%	677	1.1%	1,705	<div><div></div></div> 2.8%
	Total	30,977	50.5%	30,374	49.5%	61,351	



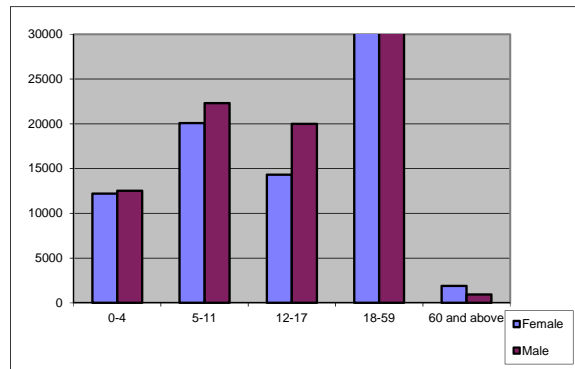
Alinjurgur	Age Group	Sex				Total	
		Female		Male			
		#	%	#	%	#	%
	0-4	9,514	7.5%	10,162	8.1%	19,676	<div><div></div></div> 15.6%
	5-11	15,633	12.4%	16,722	13.3%	32,355	<div><div></div></div> 25.7%
	12-17	9,920	7.9%	11,313	9.0%	21,233	<div><div></div></div> 16.8%
	18-59	25,697	20.4%	22,894	18.2%	48,591	<div><div></div></div> 38.6%
	60 and above	2,142	1.7%	2,045	1.6%	4,187	<div><div></div></div> 3.3%
	Total	62,906	49.9%	63,136	50.1%	126,042	



Dadaab	Age Group	Sex				Total	
		Female		Male			
		#	%	#	%	#	%
	0-4	17,890	8.1%	18,547	8.4%	36,437	<div><div></div></div> 16.4%
	5-11	28,947	13.0%	30,983	14.0%	59,930	<div><div></div></div> 27.0%
	12-17	17,794	8.0%	20,532	9.3%	38,326	<div><div></div></div> 17.3%
	18-59	42,497	19.1%	37,332	16.8%	79,829	<div><div></div></div> 36.0%
	60 and above	3,699	1.7%	3,717	1.7%	7,416	<div><div></div></div> 3.3%
	Total	110,827	49.9%	111,111	50.1%	221,938	



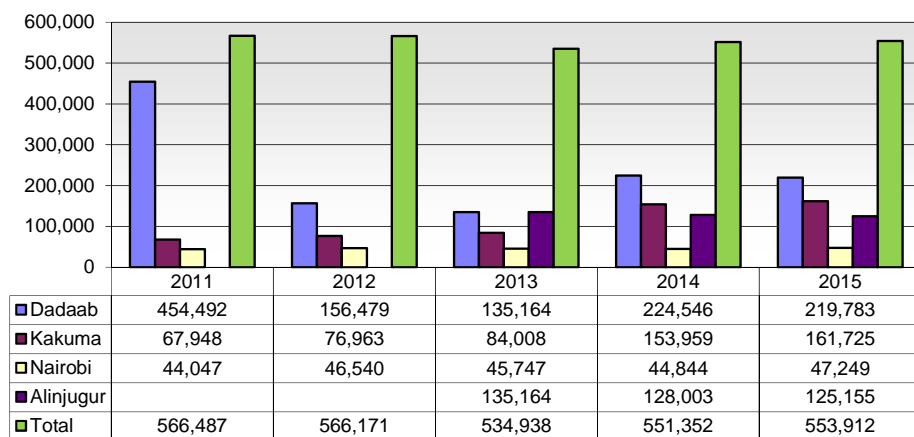
Kakuma	Age Group	Sex				Total	
		Female		Male			
		#	%	#	%	#	%
	0-4	12,214	6.6%	12,524	6.8%	24,738	13.4%
	5-11	20,093	10.9%	22,315	12.1%	42,408	23.0%
	12-17	14,328	7.8%	20,001	10.8%	34,329	18.6%
	18-59	36,703	19.9%	43,577	23.6%	80,280	43.5%
	60 and above	1,873	1.0%	922	0.5%	2,795	1.5%
	Total	85,211	46.2%	99,339	53.8%	184,550	



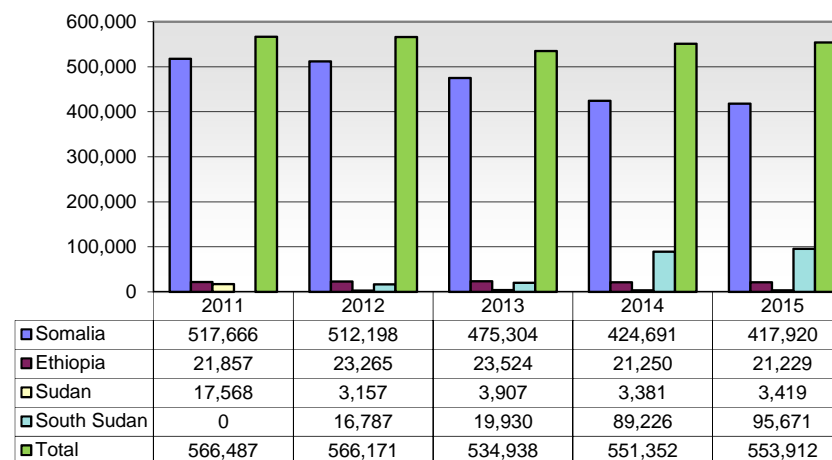
REFUGEES IN KENYA BY COUNTRY OF ORIGIN AND LOCATION
December 2015

Country of Origin	2011				2012					2013					2014					2015				
	Dadaab	Kakuma	Nairobi	Total	Alinjugur	Dadaab	Kakuma	Nairobi	Total	Alinjugur	Dadaab	Kakuma	Nairobi	Total	Alinjugur	Dadaab	Kakuma	Nairobi	Total	Alinjugur	Dadaab	Kakuma	Nairobi	Total
Somalia	442,819	45,192	29,655	517,666	153,703	274,935	50,314	33,246	512,198	132,441	258,485	52,131	32,247	475,304	125,429	213,367	54,746	31,149	424,691	122,499	208,652	54,825	31,944	417,920
Ethiopia	11,024	3,641	7,192	21,857	2,770	10,434	4,169	5,892	23,265	2,715	10,623	4,401	5,785	23,524	2,566	9,627	3,412	5,645	21,250	2,580	9,499	3,448	5,702	21,229
Sudan	449	16,733	386	17,568	0	14	2,869	274	3,157	0	21	3,651	235	3,907	0	63	3,141	177	3,381	0	65	3,217	137	3,419
DR Congo	52	1,190	3,913	5,155	0	100	1,870	4,274	6,244	2	129	2,824	5,121	8,076	2	146	3,669	5,507	9,324	32	170	5,559	6,285	12,046
Rwanda	12	301	1,192	1,505	0	16	344	988	1,348	0	14	360	557	931	0	11	273	541	825	0	9	271	533	813
Eritrea	54	53	1,113	1,220	0	44	68	1,324	1,436	0	29	61	1,342	1,432	0	20	61	1,252	1,333	0	15	69	1,145	1,229
Burundi	17	397	389	803	0	42	644	357	1,043	0	15	868	284	1,167	0	15	351	291	657	7	41	481	319	848
South Sudan	0	0	0	0	2	527	16,225	33	16,787	1	647	19,235	47	19,930	1	1,243	87,886	96	89,226	32	1,271	93,410	958	95,671
Uganda	53	434	140	627	4	69	453	84	610	3	53	468	78	602	3	50	402	136	591	3	58	414	162	637
Other	12	7	67	86	0	8	7	68	83	2	3	9	51	65	2	4	18	50	74	2	3	31	64	100
Total	454,492	67,948	44,047	566,487	156,479	286,189	76,963	46,540	566,171	135,164	270,019	84,008	45,747	534,938	128,003	224,546	153,959	44,844	551,352	125,155	219,783	161,725	47,249	553,912

TREND BY LOCATION



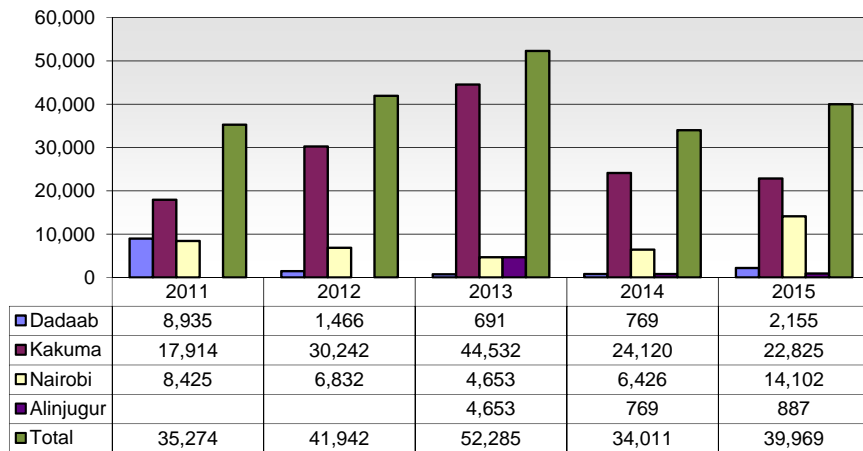
TREND BY MAJOR COUNTRIES OF ORIGIN



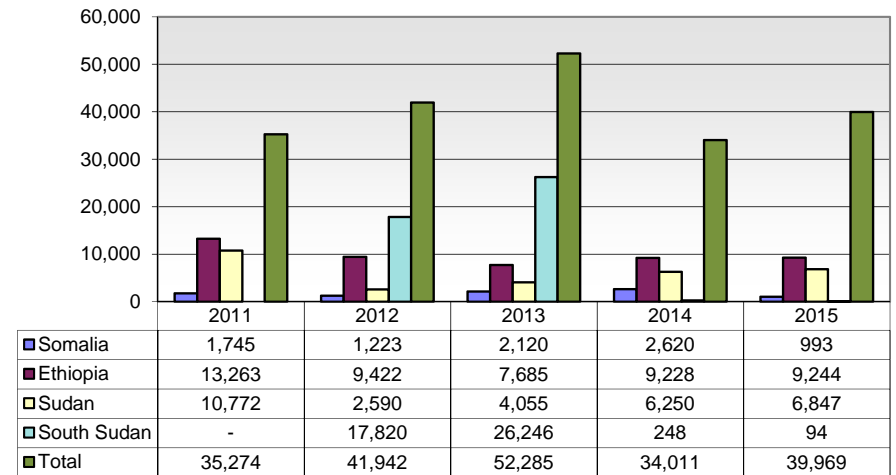
ASYLUM SEEKERS STATISTICS BY COUNTRY OF ORIGIN AND LOCATION
December 2015

Country of Origin	2011				2012					2013					2014					2015				
	Dadaab	Kakuma	Nairobi	Total	Alinjugur	Dadaab	Kakuma	Nairobi	Total	Alinjugur	Dadaab	Kakuma	Nairobi	Total	Alinjugur	Dadaab	Kakuma	Nairobi	Total	Alinjugur	Dadaab	Kakuma	Nairobi	Total
Somalia	1,137	150	458	1,745	401	323	52	447	1,223	170	111	1,685	154	2,120	155	99	1,434	932	2,620	164	89	61	679	993
Ethiopia	7,099	1,940	4,224	13,263	1,065	2,891	2,205	3,261	9,422	521	2,123	2,871	2,170	7,685	610	2,262	4,360	1,996	9,228	514	1,900	4,147	2,683	9,244
Sudan	552	10,085	135	10,772			2,476	114	2,590			4,015	40	4,055	0	6	6,225	19	6,250	0	9	6,806	32	6,847
DR Congo	40	3,743	2,478	6,261	-	1	4,279	2,244	6,524			4,985	1,449	6,434	3	74	5,297	2,605	7,979	122	17	4,302	8,251	12,692
Rwanda	7	134	221	362			166	36	202		4	194	301	499	0	6	343	269	618	14	11	344	427	796
Eritrea	2	52	546	600			44	400	444		2	54	260	316	0	3	68	162	233	0	3	57	336	396
Burundi	74	1,635	188	1,897	-	28	3,055	145	3,228		3	4,156	127	4,286	1	140	5,634	136	5,911	63	97	6,323	981	7,464
South Sudan				-	-	153	17,642	25	17,820		156	26,074	16	26,246	0	91	71	86	248	0	6	3	85	94
Uganda	16	136	131	283	-	6	283	112	401		3	446	70	519	0	7	636	165	808	9	9	744	508	1,270
Other	8	39	44	91			40	48	88		7	52	66	125	0	8	52	56	116	1	14	38	120	173
Total	8,935	17,914	8,425	35,274	1,466	3,402	30,242	6,832	41,942	691	2,409	44,532	4,653	52,285	769	2,696	24,120	6,426	34,011	887	2,155	22,825	14,102	39,969

TREND BY LOCATION



TREND BY MAJOR COUNTRIES OF ORIGIN



KENYA REGISTRATION TREND BY LOCATION AND COUNTRY OF ORIGIN
December 2015

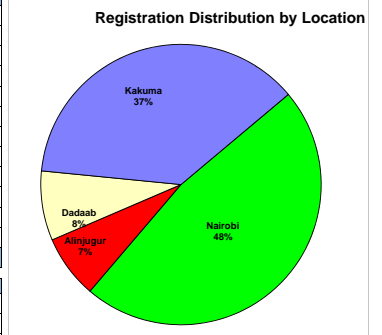
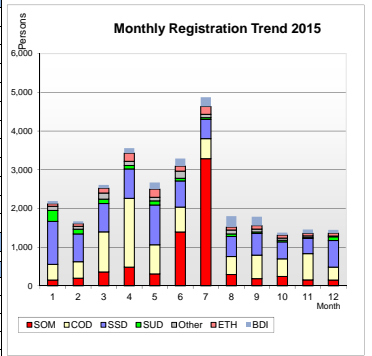
Total Kenya	Month	Total	BDI	BKF	CAR	CHD	CMR	COB	COD	DJB	ERT	ETH	ICO	IRN	IRQ	LBR	NIG	OMN	PAK	PAL	RWA	SAU	SOM	SSD	SUD	SYR	TAN	UGA	YEM	
	Jan	2,190	69	0	0	0	0	0	405	0	4	65	0	0	0	0	0	0	0	0	2	0	151	1,109	284	0	0	101	0	
	Feb	1,666	58	0	0	0	0	0	424	0	4	71	0	0	0	0	3	0	1	0	5	0	199	719	122	0	0	60	0	
	Mar	2,605	82	0	0	0	0	0	1,037	0	14	125	0	0	0	0	3	0	0	0	7	0	359	731	114	2	0	131	0	
	Apr	3,557	129	0	1	0	0	0	1,778	1	18	211	0	0	0	0	0	1	0	0	32	0	483	760	87	10	0	44	2	
	May	2,668	169	0	0	0	0	0	752	0	27	210	0	0	0	0	0	0	0	0	16	0	309	1,026	109	0	0	50	0	
	Jun	3,296	196	0	0	0	0	0	645	0	57	130	0	4	2	0	0	0	0	1	0	87	0	1,391	674	69	0	0	32	8
	Jul	4,874	241	0	0	0	0	0	519	0	39	202	0	0	0	0	0	0	0	1	0	16	0	3,285	497	43	0	0	25	6
	Aug	1,799	278	0	0	0	0	1	463	0	8	79	0	0	0	0	4	0	0	0	12	0	294	518	65	0	0	56	21	
	Sep	1,787	230	0	1	0	0	0	607	0	14	89	1	0	0	0	0	0	0	0	13	0	186	559	39	2	0	44	2	
	Oct	1,375	64	0	0	0	0	0	455	0	10	78	0	0	0	0	0	1	0	0	0	9	0	242	439	41	5	0	31	0
	Nov	1,454	98	0	1	0	0	2	678	0	18	67	0	0	0	0	0	0	0	0	8	0	153	394	20	0	0	13	2	
	Dec	1,445	83	0	0	0	0	0	334	0	5	75	0	0	0	0	0	0	1	0	0	1	0	151	685	96	0	0	9	5
	Total	28,716	1,697	0	3	0	0	3	8,097	1	218	1,402	1	4	2	0	12	1	3	0	208	0	7,203	8,111	1,089	19	0	596	46	0

Nairobi	Month	Total	BDI	BKF	CAR	CHD	CMR	COB	COD	DJB	ERT	ETH	ICO	IRN	IRQ	LBR	NIG	OMN	PAK	PAL	RWA	SAU	SOM	SSD	SUD	SYR	TAN	UGA	YEM
	Jan	512	4						348		4	28												32	20			76	
	Feb	492	4						345		4	33						3		1		5		48				49	
	Mar	1,450	16						931		14	107						3			7		230	14	4	2		122	
	Apr	2,527	61		1				1,669	1	18	183						1				26	455	54	8	10		38	2
	May	1,714	104						682		27	187										14	298	366	8			28	
	Jun	2,136	116						541		57	117				4	2				1	80	1,056	130	1			23	8
	Jul	968	148						443		39	96									1	14	173	27				21	6
	Aug	997	139						396		8	66							4			10	220	91	1			43	19
	Sep	882	99						477		14	80		1								9	119	50	1	2		30	
	Oct	651	40						336		10	62						1				9	172	3	2	5		11	
	Nov	897	64		1			2	593		15	60										5	102	44	3			6	2
	Dec	372	42						195		5	26										1	90	4				3	5
	Total	13,598	837	0	2	0	0	2	6,956	1	215	1,045	1	4	2	0	12	1	3	0	180	0	2,395	803	28	19	0	450	42

Ainjugur	Month	Total	BDI	BKF	CAR	CHD	CMR	COB	COD	DJB	ERT	ETH	ICO	IRN	IRQ	LBR	NIG	OMN	PAK	PAL	RWA	SAU	SOM	SSD	SUD	SYR	TAN	UGA	YEM
	Jan	53																						53					
	Feb	98	1						11			6												65	15				
	Mar	102	13						7			5												73	4				
	Apr	57	14						18			1												20	1			3	
	May	46	16						26															3				1	
	Jun	317	10						7			2									2		289	3				4	
	Jul	1,226										18											1,208						
	Aug	41	10					1	8													1	21						
	Sep	46	13						7													1	25						
	Oct	21																					21						
	Nov	44	1						16														20	7					
	Dec	47	1						3			9											27	7					
	Total	2,098	79	0	0	0	0	1	103	0	0	41	0	0	0	0	0	0	0	0	0	4	0	1,825	37	0	0	0	8

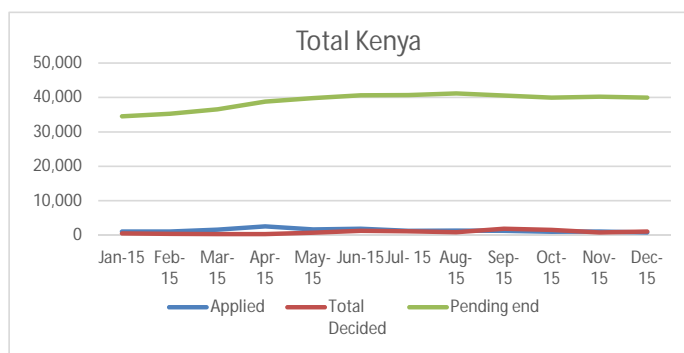
Dadaab	Month	Total	BDI	BKF	CAR	CHD	CMR	COB	COD	DJB	ERT	ETH	ICO	IRN	IRQ	LBR	NIG	OMN	PAK	PAL	RWA	SAU	SOM	SSD	SUD	SYR	TAN	UGA	YEM
	Jan	58	16						9			12												10	11				
	Feb	87	12						13			3												45	14				
	Mar	35																						28	7				
	Apr	8																						6	2				
	May	10										7												2				1	
	Jun	5																					5						
	Jul	1,967	3						3			85										1	1,858	17					
	Aug	41	2						3			1											31	4					
	Sep	11							1														9	1					
	Oct	31																					21	1		1		8	
	Nov	7																					5			2			
	Dec	39							1			23											9	6					
	Total	2,299	33	0	0	0	0	0	30	0	0	131	0	0	0	0	0	0	0	0	0	1	0	2,029	63	3	0	0	9

Kakuma	Month	Total	BDI	BKF	CAR	CHD	CMR	COB	COD	DJB	ERT	ETH	ICO	IRN	IRQ	LBR	NIG	OMN	PAK	PAL	RWA	SAU	SOM	SSD	SUD	SYR	TAN	UGA	YEM
	Jan	1,567	49		0				48		0	25									2		56	1,078	284			25	0
	Feb	989	41		0				55		0	29										0	41	690	122			11	0
	Mar	1,018	53		0				99		0	13										0	28	706	110			9	0
	Apr	965	54		0				91		0	27									6		2	703	79			3	0
	May	898	49		0				44		0	16									2		6	660	101			20	0
	Jun	838	70		0				97		0	11									5		41	541	68			5	0
	Jul	713	90		0				73		0	3									1		46	453	43			4	0
	Aug	720	127		0				56		0	12									1		22	423	64			13	2
	Sep	848	118		1				122		0	9									3		33	508	38			14	2
	Oct	672	24		0				119		0	16									0		28	435	38			12	0
	Nov	506	33		0				69		3	7									3		26	343	15			7	0
	Dec	987	40						135			17											25	668	96			6	0
	Total	10,721	748	0	1	0	0	0	1,008	0	3	185	0	0	0	0	0	0	0	0	0	23	0	354	7,208	1,058	0	0	129

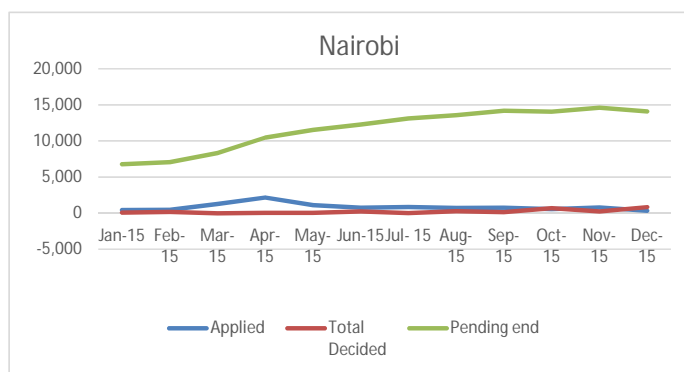


Individual Asylum Applications and Refugee Status Determination Trend - December 2015

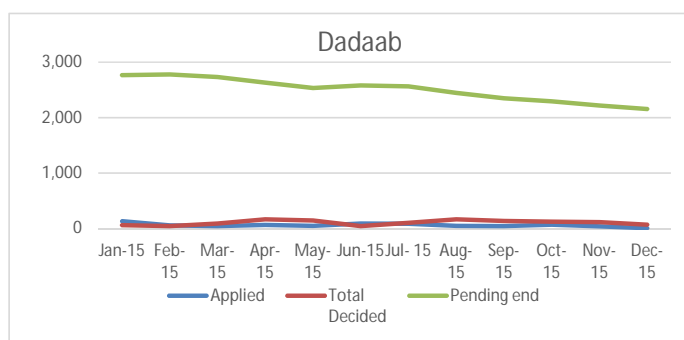
Total	Month	Pending begin	Applied	Reco-gnized	Reje-cted	Oth. Closed	Total Decided	Pending end
	Jan-15	34,011	1,029	310	10	209	529	34,511
	Feb-15	34,511	1,082	64	0	273	337	35,256
	Mar-15	35,256	1,621	357	9	-64	302	36,575
	Apr-15	36,575	2,530	142	3	165	310	38,795
	May-15	38,795	1,686	466	1	228	695	39,786
	Jun-15	39,786	1,835	561	17	701	1,279	40,610
	Jul-15	40,610	1,230	224	5	898	1,127	40,713
	Aug-15	40,713	1,306	425	11	423	859	41,160
	Sep-15	41,160	1,247	1,787	1	82	1,870	40,537
	Oct-15	40,537	983	1,029	1	523	1,553	39,967
	Nov-15	39,967	1,069	405	43	347	795	40,241
	Dec-15	40,241	751	174	6	843	1,023	39,969
	Total		16,369	5,944	107	4,628	10,679	



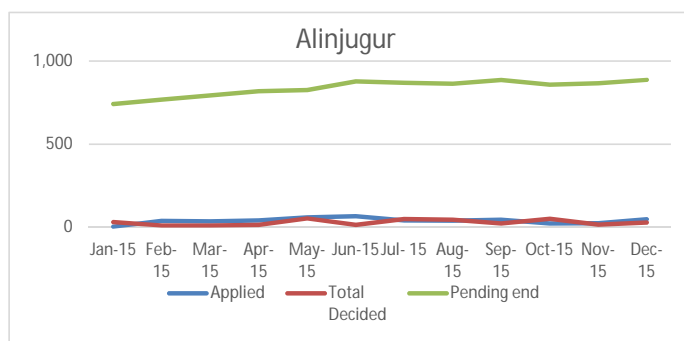
Nairobi	Month	Pending begin	Applied	Reco-gnized	Reje-cted	Oth. Closed	Total Decided	Pending end
	Jan-15	6,426	438	126	4	-46	84	6,780
	Feb-15	6,780	470	55		134	189	7,061
	Mar-15	7,061	1,270	103		-114	-11	8,342
	Apr-15	8,342	2,166	5		39	44	10,464
	May-15	10,464	1,110	49		7	56	11,518
	Jun-15	11,518	744	228	15	-1	242	12,288
	Jul-15	12,288	841	10	1	4	15	13,114
	Aug-15	13,114	723	32	5	238	275	13,562
	Sep-15	13,562	761	162		-25	137	14,186
	Oct-15	14,186	551	310	1	371	682	14,055
	Nov-15	14,055	802	6		243	249	14,608
	Dec-15	14,608	334	25	6	809	840	14,102
	Total		10,210	1,111	32	1,659	2,802	



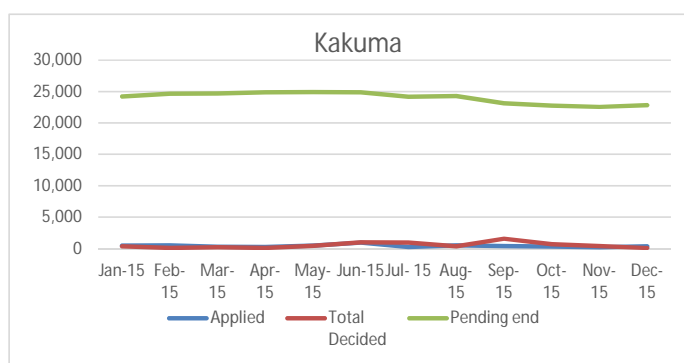
Dadaab	Month	Pending begin	Applied	Reco-gnized	Reje-cted	Oth. Closed	Total Decided	Pending end
	Jan-15	2,696	131	1	5	56	62	2,765
	Feb-15	2,765	56	8		37	45	2,776
	Mar-15	2,776	46	57	1	33	91	2,731
	Apr-15	2,731	64	48		116	164	2,631
	May-15	2,631	47	95		51	146	2,532
	Jun-15	2,532	92	19		24	43	2,581
	Jul-15	2,581	84			102	102	2,563
	Aug-15	2,563	47	104	6	57	167	2,443
	Sep-15	2,443	43	68		70	138	2,348
	Oct-15	2,348	69	44		78	122	2,295
	Nov-15	2,295	38	34	37	44	115	2,218
	Dec-15	2,218	6	53		16	69	2,155
	Total		723	531	49	684	1,264	



Alinjugur	Month	Pending begin	Applied	Reco-gnized	Reje-cted	Oth. Closed	Total Decided	Pending end
	Jan-15	769	5			32	32	742
	Feb-15	742	39	1		11	12	769
	Mar-15	769	36	1		11	12	793
	Apr-15	793	42	6		10	16	819
	May-15	819	61	29		25	54	826
	Jun-15	826	67	12		3	15	878
	Jul-15	878	42		1	50	51	869
	Aug-15	869	41	30		16	46	864
	Sep-15	864	46	5	1	18	24	886
	Oct-15	886	24	30		22	52	858
	Nov-15	858	26	8		9	17	867
	Dec-15	867	49	18		11	29	887
	Total		478	140	2	218	360	



Kakuma	Month	Pending begin	Applied	Reco-gnized	Reje-cted	Oth. Closed	Total Decided	Pending end
	Jan-15	24,120	455	183	1	167	351	24,224
	Feb-15	24,224	517			91	91	24,650
	Mar-15	24,650	269	196	8	6	210	24,709
	Apr-15	24,709	258	83	3		86	24,881
	May-15	24,881	468	293	1	145	439	24,910
	Jun-15	24,910	932	302	2	675	979	24,863
	Jul-15	24,863	263	214	3	742	959	24,167
	Aug-15	24,167	495	259		112	371	24,291
	Sep-15	24,291	397	1552		19	1,571	23,117
	Oct-15	23,117	339	645		52	697	22,759
	Nov-15	22,759	203	357	6	51	414	22,548
	Dec-15	22,548	362	78		7	85	22,825
	Total		4,958	4,162	24	2,067	6,253	



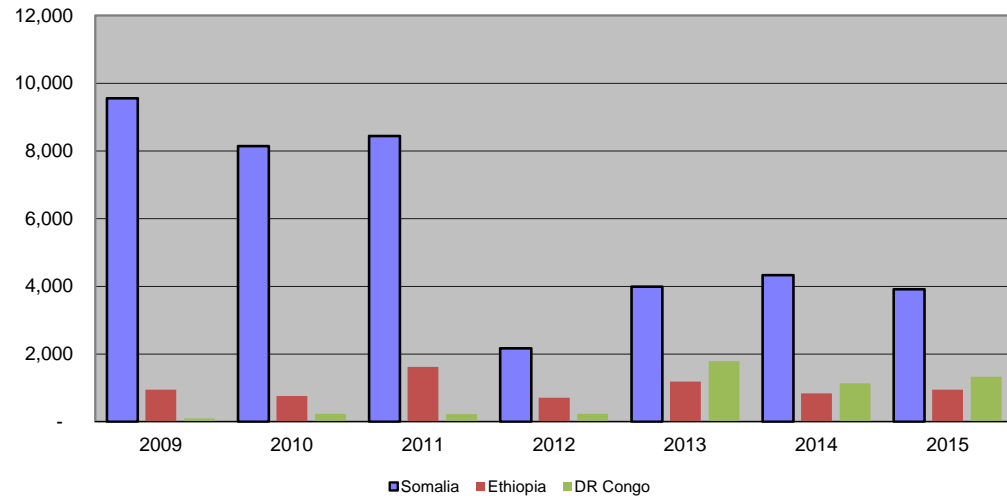
RESETTLEMENT SUBMISSION BY COUNTRY OF ORIGIN

Country of Origin	2009	2010	2011	2012	2013	2014	2015	Total
Somalia	9,552	8,143	8,439	2,170	3,985	4,325	3,909	40,523
Ethiopia	940	752	1,617	700	1,181	830	941	6,961
Sudan	198	602	175	30	29	158	541	1,733
DR Congo	90	223	218	230	1,783	1,132	1,326	5,002
Eritrea	63	67	25	20	111	73	116	475
Uganda	2	13	13	5	24	88	108	253
Burundi	22	15	17	22	58	46	121	301
Rwanda	28	45	13	24	22	31	78	241
South Sudan				33	214	111	420	778
Other	9	18	1	5	5	11	26	75
Total	10,904	9,878	10,518	3,239	7,412	6,805	7,586	56,342

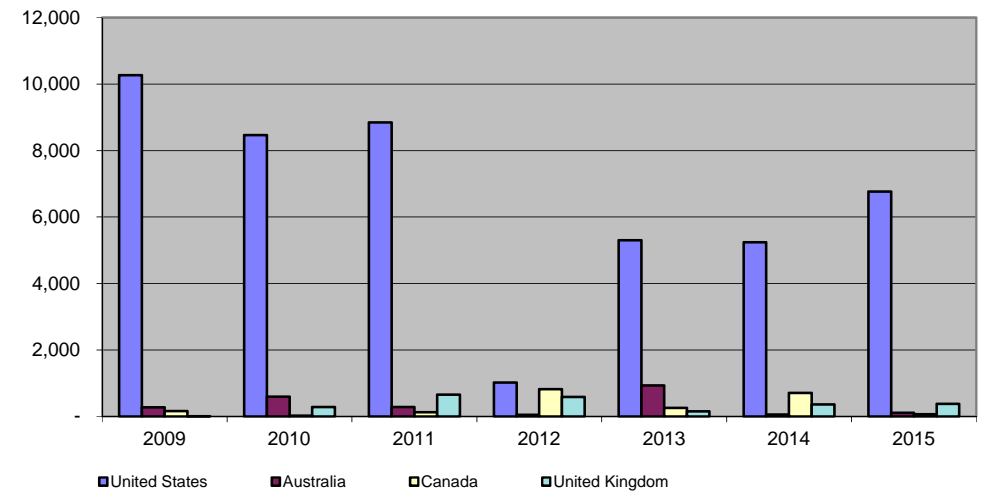
RESETTLEMENT SUBMISSION BY COUNTRY OF RESETTLEMENT

Country of Submission	2009	2010	2011	2012	2013	2014	2015	Total
United States	10,264	8,463	8,849	1,019	5,304	5,239	6,764	45,902
Australia	271	595	281	50	932	53	107	2,289
Canada	161	23	129	821	254	705	69	2,162
United Kingdom	8	280	657	585	155	363	378	2,426
Sweden	-	352	391	402	342	397	81	1,965
Netherlands	133	8	109	114	145	16	130	655
Denmark	2	132	6	14	16	14	29	213
Norway	15	16	72	218	218	12	11	562
France	-	-	-	-	29			29
Other	50	9	24	16	17	6	17	139
Total	10,904	9,878	10,518	3,239	7,412	6,805	7,586	56,342

RESETTLEMENT SUBMISSION TRENDS BY MAJOR COUNTRIES OF ORIGIN



RESETTLEMENT SUBMISSION TRENDS BY MAJOR COUNTRIES OF RESETTLEMENT



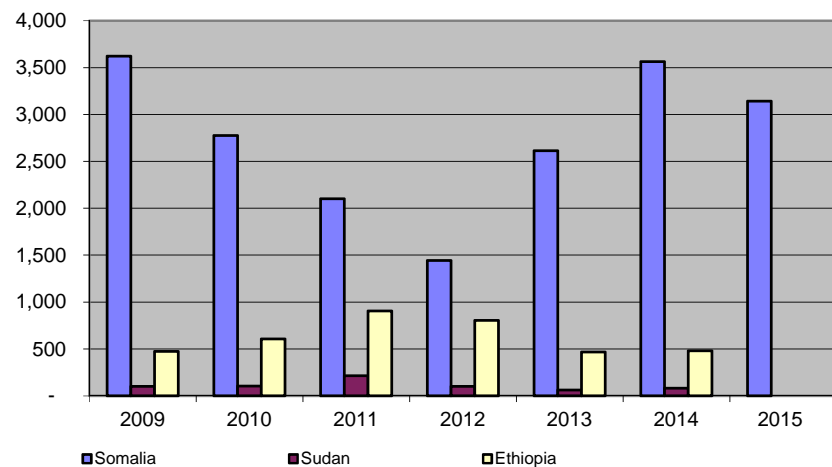
RESETTLEMENT DEPARTURES BY COUNTRY OF ORIGIN

Country of Origin	2009	2010	2011	2012	2013	2014	2015	Total
Somalia	3,621	2,776	2,102	1,442	2,612	3,562	3,142	19,257
Sudan	101	103	213	102	61	82	46	708
Ethiopia	475	606	906	806	469	480	645	4,387
Rwanda	18	44	35	26	26	21	28	198
Uganda	16	13	7	14	2	36	69	157
Congo DR	175	179	234	192	308	560	874	2,522
Burundi	42	6	35	14	13	23	30	163
Eritrea	40	39	48	25	25	57	28	262
SSD	-	-	-	35	88	92	136	351
Other	1	7	1	3	-		3	15
Total	4,489	3,773	3,581	2,659	3,604	4,913	5,001	28,020

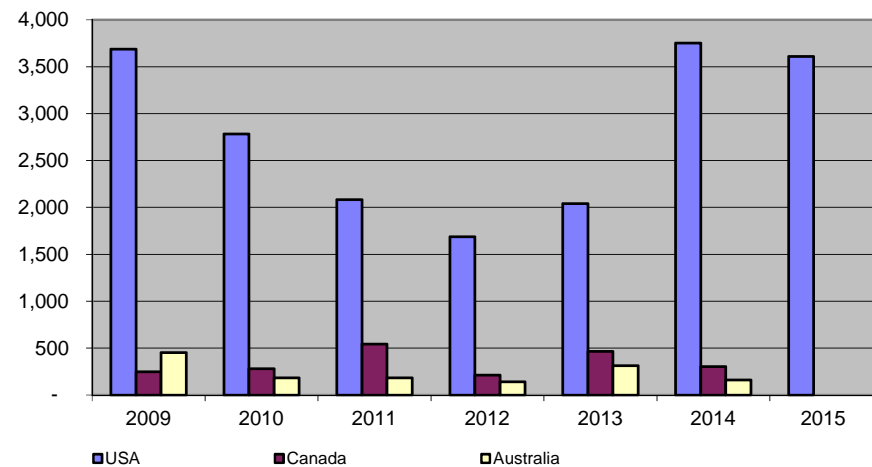
RESETTLEMENT DEPARTURES BY COUNTRY OF RESETTLEMENT

Country of Resettlement	2009	2010	2011	2012	2013	2014	2015	Total
USA	3,687	2,783	2,083	1,688	2,040	3,751	3,610	19,642
Canada	246	280	541	213	464	302	174	2,220
Australia	450	183	182	141	311	160	514	1,941
Sweden	29	327	329	88	331	229	341	1,674
United Kingdom	15	199	208	460	260	279	308	1,729
Netherlands	44	-	81	29	-	87	2	243
Norway	-	-	58	18	159	78	32	345
New Zealand	15	-	10	-	4			29
Denmark				10	22	7	7	46
Other	3	1	89	12	13	20	13	151
Total	4,489	3,773	3,581	2,659	3,604	4,913	5,001	28,020

RESETTLEMENT DEPARTURE TRENDS BY MAJOR COUNTRIES OF ORIGIN



RESETTLEMENT DEPARTURE TRENDS BY MAJOR COUNTRIES OF RESETTLEMENT



**VOLUNTARY REPATRIATION FROM KENYA
BY COUNTRY OF ORIGIN AS OF DECEMBER 2015**

Country of Origin	Year								
	2008	2009	2010	2011	2012	2013	2014	2015	Total
Sudan	9,876	665	64	28					10,633
Burundi	6	2	1		4				13
Rwanda	-	1	2	2	1				6
Mozambique	-	-	5						5
Somalia	-	-	6	69	4		485	5,616	6,180
Congo	-	-	3	2	7	3			15
Ethiopia	1	-	-						1
Uganda	1	-	-	4	1				6
Other	-	-	2	6					8
Total	9,884	668	83	111	17	3	485	5,616	16,867

VolRepTrend

