

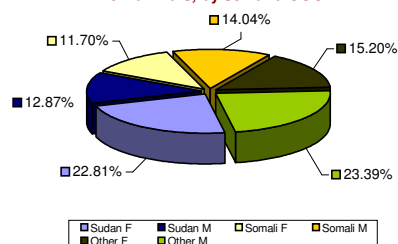
## Weekly New Registration Population Composition

03/10/2011 - 07/10/2011

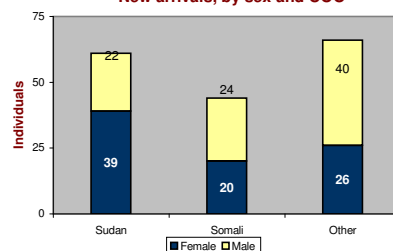
03rd - 07th October 2011	Total		Breakdown by Country of Origin / Sex					
	F	M	Sudan		Somali		Other	
	F	M	F	M	F	M	F	M
Individuals	85	86	39	22	20	24	26	40
Households	33	39	17	6	6	17	10	16



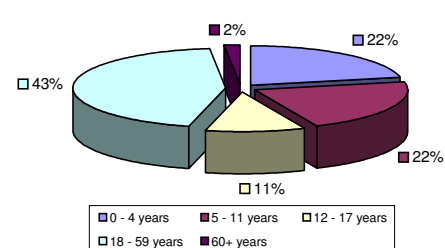
New arrivals, by sex and COO



New arrivals, by sex and COO



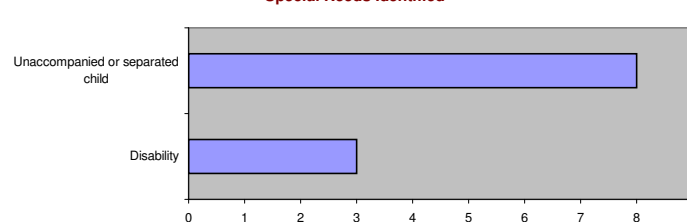
New Arrivals Breakdown, By Age Cohort



Households, by Family Size



Special Needs Identified



**Notes:** A total of **8,872** new arrivals have been registered since the start of this year; with 4,000 arriving from Sudan, 2,220 from Somalia, 995 from DRC, 1,021 from Burundi, 500 from Ethiopia, 60 from Rwanda, 49 from Uganda, 20 from Eritrea, 4 from Tanzania, 1 from Guinea Bissau, 1 from Congo Brazzaville and 1 from Ivory Coast.

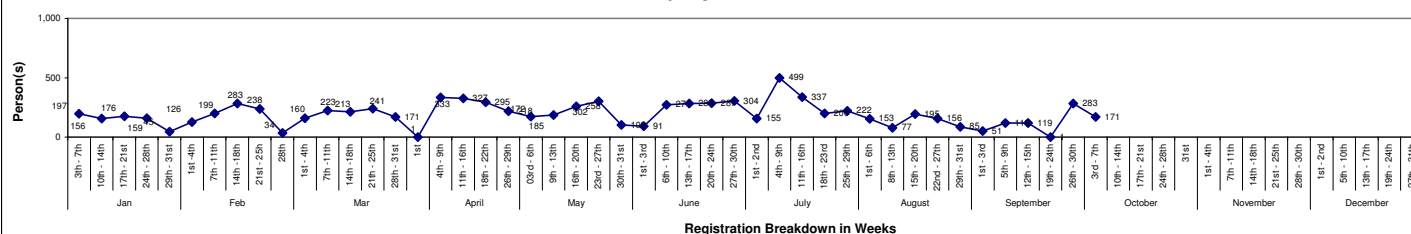
171 individuals were registered the week of 03rd - 07th October 2011; 61 from Sudan, 44 from Somalia, 17 from DRC, 15 from Burundi, 31 from Ethiopia and 4 from Rwanda. As at 9th October 2011, the overall population in Kakuma Refugee Camp stood at **83,371**.

The average family size registered during the reporting period stood at 2.3 individuals. Family size 1 households represented 65.3% of all newly registered households.

As at 10th October 2011, the total South Sudanese returnee figure stands at **282** individuals, mainly from Upper Nile, Equatoria and few Bahr el Ghazal States.

□

Weekly Registration Trends



NB: This report reflects registration trends. In addition to new arrivals reported here, the overall population in Kakuma also increases through new births, in-situ registration (of persons who arrived in a previous period but reported for registration later), family reunification, and various other data adjustments. Analysis and projections are based on actual persons registered in the UNHCR registration database (proGres)