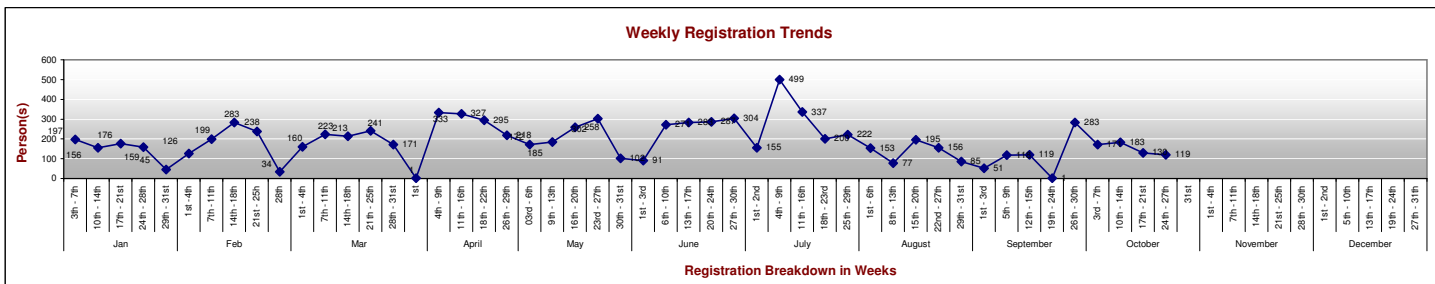
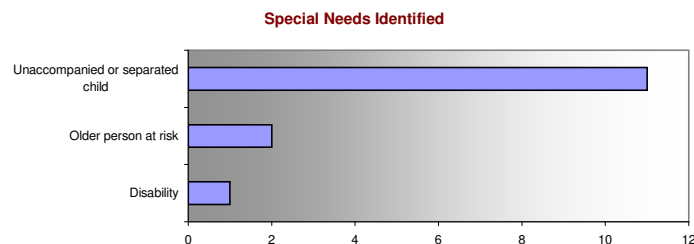
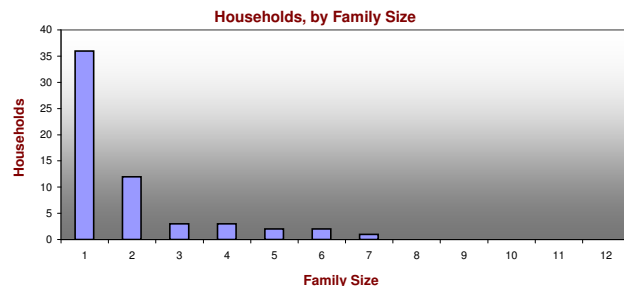
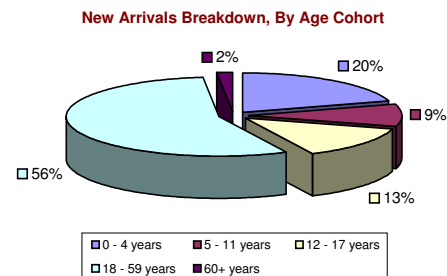
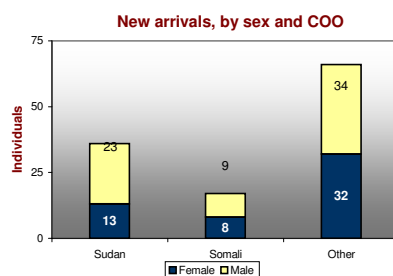
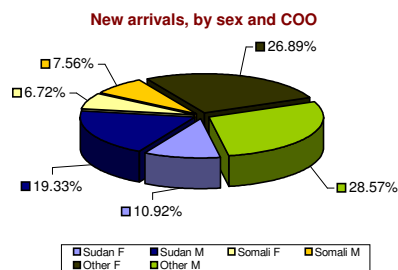


24/10/2011 - 27/10/2011

| 24th - 27th October 2011 | Total | | Breakdown by Country of Origin / Sex | | | | | |
|--------------------------|-------|----|--------------------------------------|----|--------|---|-------|----|
| | F | M | Sudan | | Somali | | Other | |
| Individuals | 53 | 66 | 13 | 23 | 8 | 9 | 32 | 34 |
| Households | 24 | 35 | 11 | 14 | 6 | 5 | 7 | 16 |



Notes: A total of **9,304** new arrivals have been registered since the start of this year; with 4,127 arriving from Sudan, 2,322 from Somalia, 1,087 from DRC, 1,082 from Burundi, 541 from Ethiopia, 61 from Rwanda, 57 from Uganda, 20 from Eritrea, 4 from Tanzania, 1 from Guinea Bissau, 1 from Congo Brazaville and 1 from Ivory Coast.

119 individuals were registered the week of 24th - 28th October 2011; 27 from Burundi, 29 from DRC, 10 from Ethiopia, 17 from Somalia, and 36 from Sudan. As at 30th October 2011, the overall population in Kakuma Refugee Camp stood at **84,273**.

The average family size registered during the reporting period stood at 2.01 individuals. Family size 1 households represented 61% of all newly registered households.

As at 30th October 2011, the total South Sudanese returnee figure stands at **284** individuals, mainly from Upper Nile, Equatoria and few Bahr el Ghazal States.

NB: This report reflects registration trends. In addition to new arrivals reported here, the overall population in Kakuma also increases through new births, in-situ registration (of persons who arrived in a previous period but reported for registration later), family reunification, and various other data adjustments. Analysis and projections are based on actual persons registered in the UNHCR registration database (proGres)