

## Dollo Ado Population Statistical Report

As of 04 Dec 2011

Figure 1.1 - Total Refugee Population in Dollo Ado

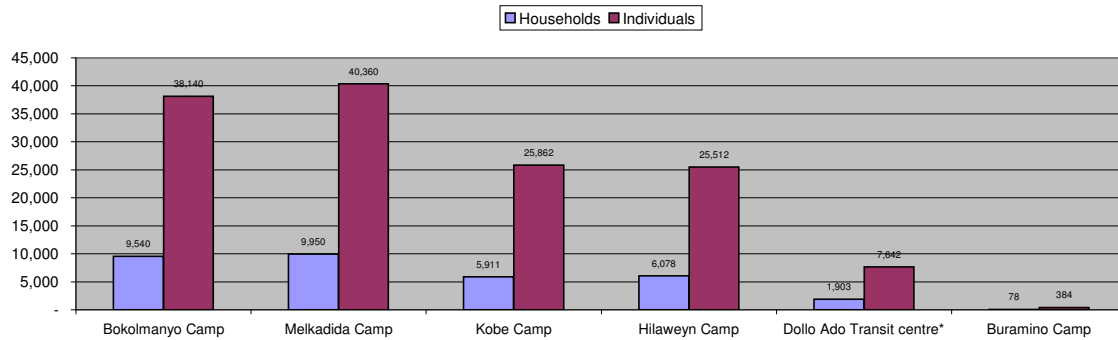
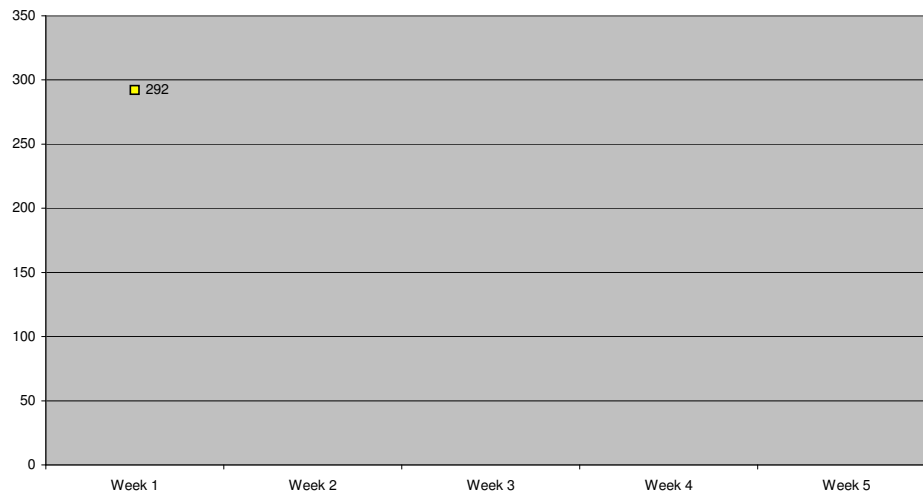


Table 1.1 - Total Refugee Population in Dollo Ado

Site/Camp	Current Total		As of 31 Dec 2010		Arrivals in 2011	
	Households	Individuals	Households	Individuals	Households	Individuals
Bokolmany Camp	9,540	38,140	3,988	14,988	5,552	23,152
Melkadida Camp	9,950	40,360	6,452	25,491	3,498	14,869
Kobe Camp	5,911	25,862	n/a	n/a	5,911	25,862
Hilaweyn Camp	6,078	25,512	n/a	n/a	6,078	25,512
Buramino Camp	78	384	n/a	n/a	78	384
<b>Camp Sub-Total</b>	<b>31,557</b>	<b>130,258</b>	<b>10,440</b>	<b>40,479</b>	<b>21,039</b>	<b>89,395</b>
Dollo Ado Transit centre*	1,903	7,642	n/a	n/a	1,903	7,642
<b>Temporary Locations Sub-Total</b>	<b>1,903</b>	<b>7,642</b>	<b>n/a</b>	<b>n/a</b>	<b>1,903</b>	<b>7,642</b>
<b>GRAND TOTAL ALL LOCATIONS</b>	<b>33,460</b>	<b>137,900</b>	<b>10,440</b>	<b>40,479</b>	<b>22,942</b>	<b>97,037</b>

\* Individuals currently in the Transit Centre. All new arrivals are registered at the Transit Centre and are subsequently relocated to the camps.

Figure 1.2 - New Arrivals at Reception Centre During Current Month (Weekly)



**Table 1.2 - Daily New Arrivals and Pre-registration by ARRA at the Reception Centre**

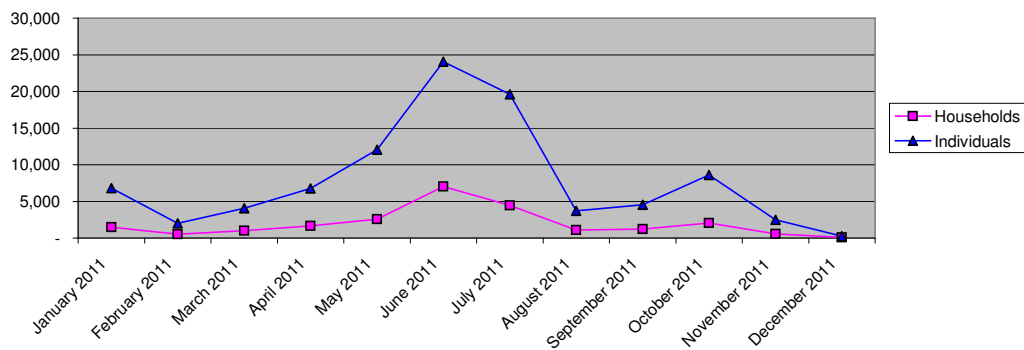
Date	Newly Arrived Individuals	Pre-registered by ARRA *
Thu 01 Dec 11	140	131
Fri 02 Dec 11	152	143
Sat 03 Dec 11		**
Sun 04 Dec 11		**
Mon 05 Dec 11		
Tue 06 Dec 11		
Wed 07 Dec 11		
Thu 08 Dec 11		
Fri 09 Dec 11		
Sat 10 Dec 11		
Sun 11 Dec 11		
Mon 12 Dec 11		
Tue 13 Dec 11		
Wed 14 Dec 11		
Thu 15 Dec 11		
Fri 16 Dec 11		
Sat 17 Dec 11		
Sun 18 Dec 11		
Mon 19 Dec 11		
Tue 20 Dec 11		
Wed 21 Dec 11		
Thu 22 Dec 11		
Fri 23 Dec 11		
Sat 24 Dec 11		
Sun 25 Dec 11		
Mon 26 Dec 11		
Tue 27 Dec 11		
Wed 28 Dec 11		
Thu 29 Dec 11		
Fri 30 Dec 11		
Sat 31 Dec 11		
<b>TOTAL THIS MONTH</b>	<b>292</b>	<b>274</b>

\* Pre-registration by ARRA is not necessarily done on the day of Arrival

\*\* Represent days when ARRA was not receiving Asylum seekers.

The number of those received during these days is include in the figure of next receiving day.

**Figure 1.3 - Pre-Registration Trends in 2011 (Reception Centre/ ARRA)**



Note: these are registration volumes by month, not cumulative figures.

**Table 1.3 - Pre-Registration Trends in 2011 (Reception Centre/ ARRA)**

Month	Households	Individuals
January 2011	1,502	6,792
February 2011	527	2,016
March 2011	1,019	4,072
April 2011	1,650	6,749
May 2011	2,587	12,045
June 2011	7,030	24,042
July 2011	4,463	19,610
August 2011	1,072	3,691
September 2011	1,215	4,563
October 2011	2,036	8,584
November 2011	553	2,485
December 2011	77	274
<b>Total</b>	<b>23,731</b>	<b>94,923</b>

**Table 1.4 - Registration & Relocation Trends in Transit Centre up to date**

Stage of Registration & Relocation	Individuals
Total individuals fully registered so far this month	168
Total individuals relocated to camp so far this month	0
Total Individuals fully processed (have ration card), but not yet relocated	7,456

## Camp population by Age and Sex breakdown

*As of 04 Dec 2011*

Table 2.1 - ALL CAMPS Demographic Breakdown\*

Age Group	Sex				Total	
	Male	( % )	Female	( % )	Total	( % )
0 - 4	16,487	12.7%	16,072	12.3%	32,559	25.0%
5 - 11	20,958	16.1%	20,038	15.4%	40,996	31.5%
12 - 17	7,751	6.0%	7,014	5.4%	14,765	11.3%
18 - 59	14,031	10.8%	24,898	19.1%	38,929	29.9%
60 and above	1,523	1.2%	1,486	1.1%	3,009	2.3%
<b>Total ALL CAMPS</b>	<b>60,750</b>	<b>46.6%</b>	<b>69,508</b>	<b>53.4%</b>	<b>130,258</b>	<b>100.0%</b>

\* These total figures apply only to camps, not to the Transit Centre or Reception Centre

Figure 2.1 - ALL CAMPS Demographic Breakdown\*

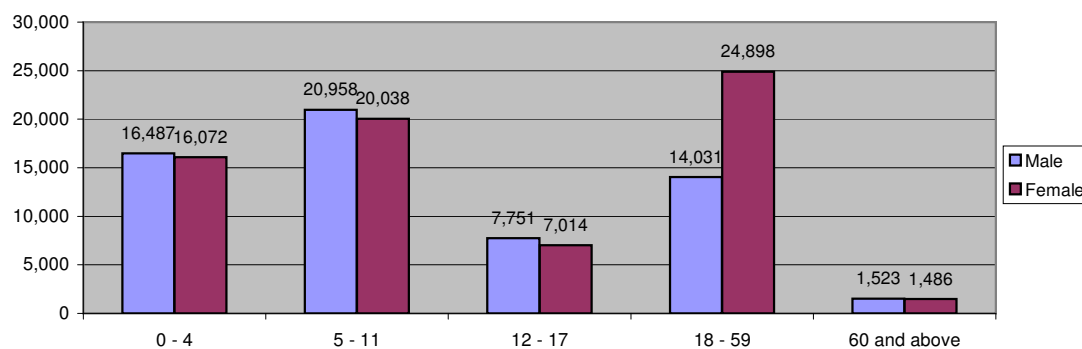
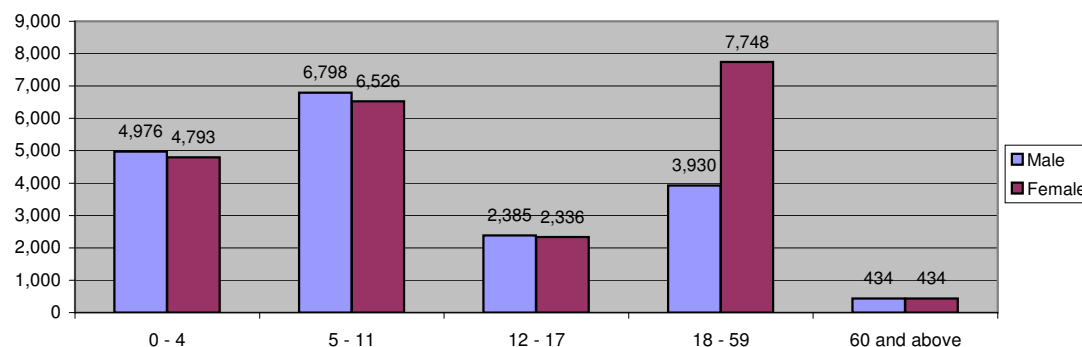


Table 2.2 - Melkadida Camp Demographic Breakdown

Age Group	Sex				Total	
	Male	( % )	Female	( % )	Total	( % )
0 - 4	4,976	12.3%	4,793	11.9%	9,769	24.2%
5 - 11	6,798	16.8%	6,526	16.2%	13,324	33.0%
12 - 17	2,385	5.9%	2,336	5.8%	4,721	11.7%
18 - 59	3,930	9.7%	7,748	19.2%	11,678	28.9%
60 and above	434	1.1%	434	1.1%	868	2.2%
<b>Total Malkadida</b>	<b>18,523</b>	<b>45.9%</b>	<b>21,837</b>	<b>54.1%</b>	<b>40,360</b>	<b>100.0%</b>

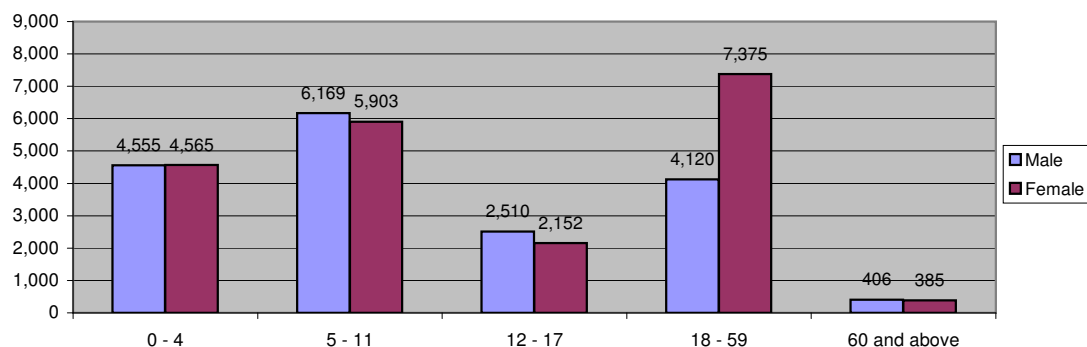
Figure 2.2 - Melkadida Camp Demographic Breakdown\*



**Table 2.3 - Bokolmanyoo Camp Demographic Breakdown**

Age Group	Sex				Total	
	Male	( % )	Female	( % )	Total	( % )
0 - 4	4,555	11.9%	4,565	12.0%	9,120	23.9%
5 - 11	6,169	16.2%	5,903	15.5%	12,072	31.7%
12 - 17	2,510	6.6%	2,152	5.6%	4,662	12.2%
18 - 59	4,120	10.8%	7,375	19.3%	11,495	30.1%
60 and above	406	1.1%	385	1.0%	791	2.1%
<b>Total Bokolmanyoo</b>	<b>17,760</b>	<b>46.6%</b>	<b>20,380</b>	<b>53.4%</b>	<b>38,140</b>	<b>100.0%</b>

**Figure 2.3 - Bokolmanyoo Camp Demographic Breakdown\***



**Table 2.4 - Kobe Camp Demographic Breakdown**

Age Group	Sex				Total	
	Male	( % )	Female	( % )	Total	( % )
0 - 4	3,436	13.3%	3,285	12.7%	6,721	26.0%
5 - 11	4,054	15.7%	3,702	14.3%	7,756	30.0%
12 - 17	1,419	5.5%	1,196	4.6%	2,615	10.1%
18 - 59	3,144	12.2%	4,850	18.8%	7,994	30.9%
60 and above	395	1.5%	381	1.5%	776	3.0%
<b>Total Kobe</b>	<b>12,448</b>	<b>48.1%</b>	<b>13,414</b>	<b>51.9%</b>	<b>25,862</b>	<b>100.0%</b>

**Figure 2.4 - Kobe Camp Demographic Breakdown\***

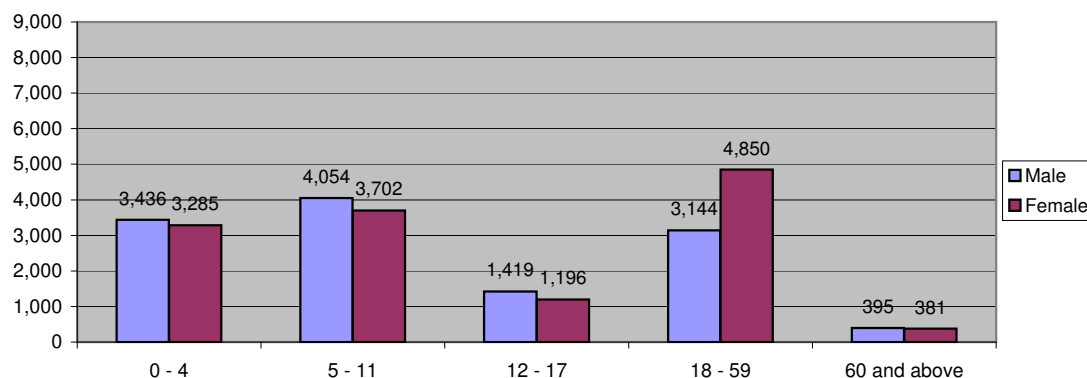


Table 2.5 - Hilaweyn Camp Demographic Breakdown

Age Group	Sex				Total	
	Male	( % )	Female	( % )	Total	( % )
0 - 4	3,472	13.6%	3,375	13.2%	6,847	26.8%
5 - 11	3,879	15.2%	3,838	15.0%	7,717	30.2%
12 - 17	1,416	5.6%	1,305	5.1%	2,721	10.7%
18 - 59	2,798	11.0%	4,860	19.0%	7,658	30.0%
60 and above	286	1.1%	283	1.1%	569	2.2%
<b>Total Hilaweyn</b>	<b>11,851</b>	<b>46.5%</b>	<b>13,661</b>	<b>53.5%</b>	<b>25,512</b>	<b>100.0%</b>

Figure 2.5 - Hilaweyn Camp Demographic Breakdown\*

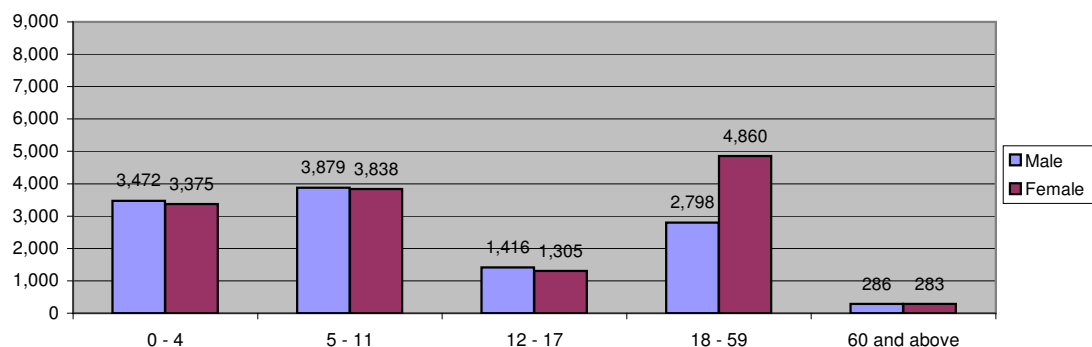


Table 2.6 - Buramino Camp Demographic Breakdown

Age Group	Sex				Total	
	Male	( % )	Female	( % )	Total	( % )
0 - 4	48	12.5%	54	14.1%	102	26.6%
5 - 11	58	15.1%	69	18.0%	127	33.1%
12 - 17	21	5.5%	25	6.5%	46	12.0%
18 - 59	39	10.2%	65	16.9%	104	27.1%
60 and above	2	0.5%	3	0.8%	5	1.3%
<b>Total Buramino</b>	<b>168</b>	<b>43.8%</b>	<b>216</b>	<b>56.3%</b>	<b>384</b>	<b>100.0%</b>

Figure 2.6 - Buramino Camp Demographic Breakdown\*

