

# PMT Mogadishu Dashboard

Last Updated 06/01/2012 14:01

Total estimate displacements from Mogadishu

**3,400**

Total Displacements Nationwide

**15,000**

Leaving the City To Areas Within Mogadishu

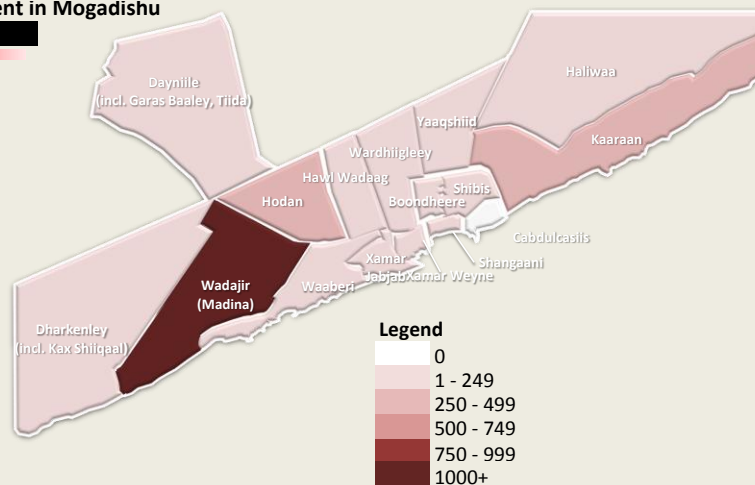
**1,800**

**1,500**

From **1 Dec 2011** to date

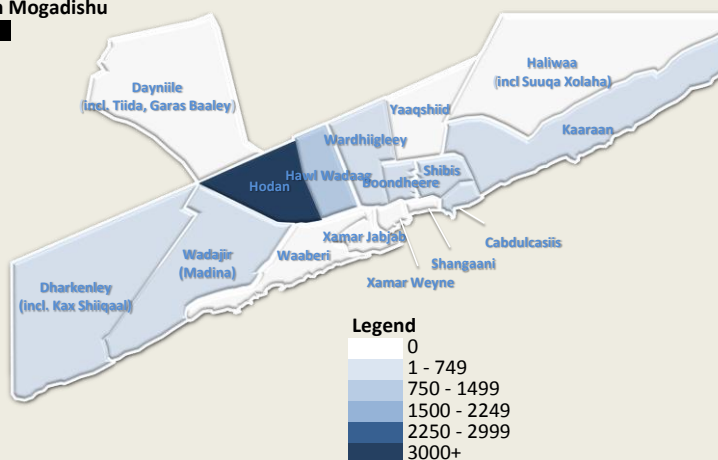
## Sources of Displacement in Mogadishu

District	Displacement
Wadajir	1,080
Hodan	470
Banadir	430
Kaaraan	320
Wardhiigley	200
Xamar Weyne	200
Waaberi	150
Dayniile	140
Dharkenley	140
Yaaqshiid	130
Haliwaa	40
Hawl Wadaag	30
Boondheere	10
Shangaani	10
Shibis	10
Xamar Jabjab	0
Cabdulcasii	0

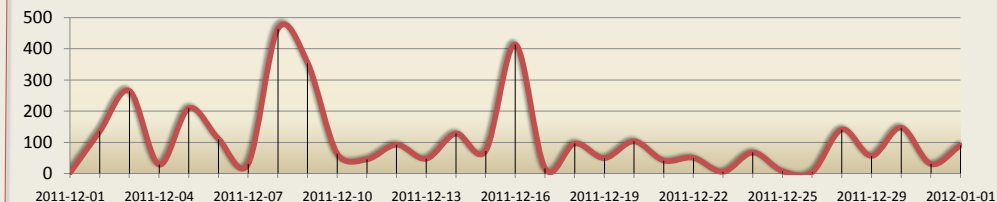


## Areas Receiving IDPs within Mogadishu

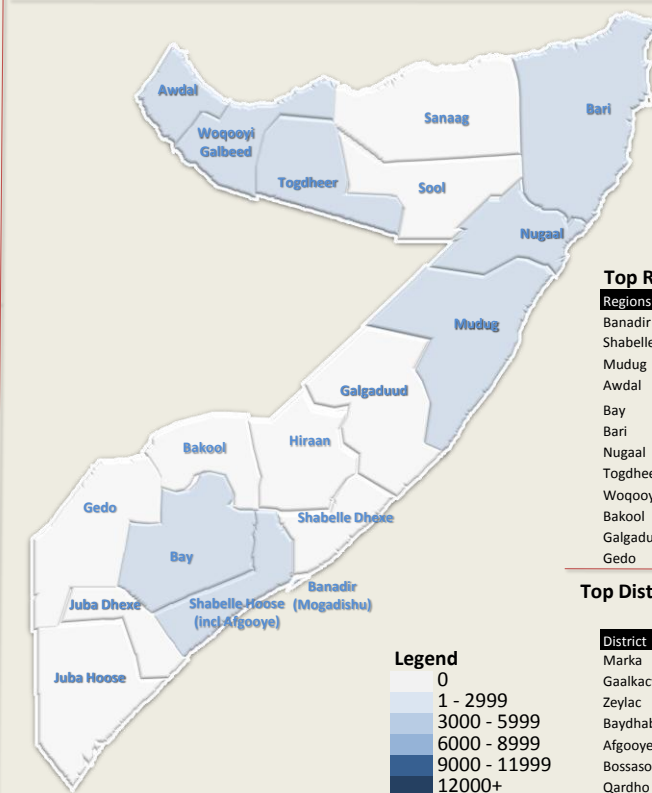
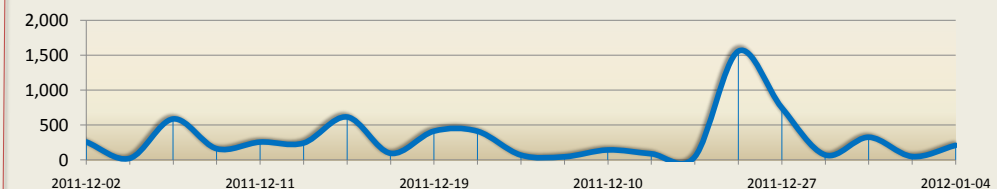
District	People
Hodan	3,130
Hawl Wadaag	1,020
Banadir	750
Wadajir	710
Wardhiigley	690
Cabdulcasii	550
Shibis	230
Dharkenley	150
Kaaraan	130
Boondheere	190
Dayniile	0
Haliwaa	0
Shangaani	0
Waaberi	0
Xamar Jabjab	0
Xamar Weyne	0
Yaaqshiid	0



## Graph of Displacement from Mogadishu



## Graph of Displacements to Mogadishu



## Top Regions Receiving IDPs

Regions	People
Banadir	1,540
Shabelle Hoose	590
Mudug	380
Awdal	330
Bay	300
Bari	170
Nugaal	20
Togdheer	20
Woqooyi Galbeed	20
Bakool	0
Galgaduud	0
Gedo	0

## Top Districts Receiving IDPs from Mogadishu

District	Region	People
Marka	Shabelle Hoose	380
Gaalkacyo	Mudug	350
Zeylac	Awdal	320
Baydhaba	Bay	300
Afgooye	Shabelle Hoose	210
Bossaso	Bari	110
Qardho	Bari	60
Hoby	Mudug	20



For more information, contact:  
 Needham Andreas - (PI Officer/Executive Assistant)-needham@unhcr.org  
 Matthew Smawfield - Operations Data Manager - smawfie@unhcr.org

Data on displacement is obtained from the IASC Somalia Population Movement Tracking system

PMT/PMN is funded by



European Commission Humanitarian Aid



The People of Japan