

Places of Origin

As of 31 Jan 2012

Table 7.1- ALL CAMPS Places of Origin

Area of Origin	Sex		Total
	Male	Female	
Gedo	33,636	41,627	75,263
Badadir	2,359	2,765	5,124
Bay	20,582	20,761	41,343
Bakol	6,590	7,206	13,796
Lower Shabelle	291	292	583
Lower Juba	224	214	438
Galgadud	53	56	109
Middle Shabelle	46	37	83
Hiran	190	199	389
Other	2,582	2,763	5,345
ALL CAMPS Total	66,553	75,920	142,473

Figure 7.1 - ALL CAMPS Places of Origin

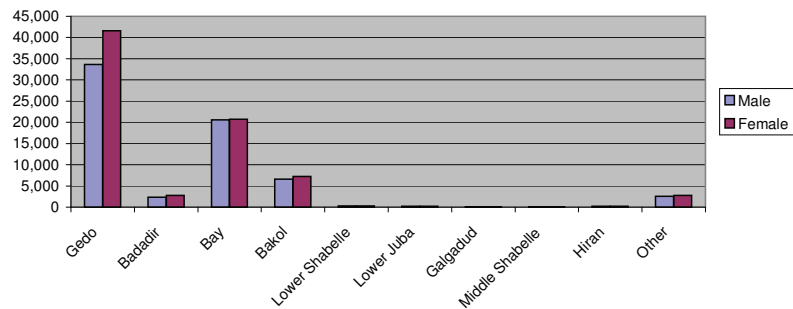


Table 7.2- Melkadida Camp Places of Origin

Area of Origin	Sex		Total
	Male	Female	
Gedo	11,874	14,801	26,675
Badadir	654	793	1,447
Bay	3,822	3,684	7,506
Bakol	1,488	1,781	3,269
Lower Shabelle	86	82	168
Lower Juba	53	46	99
Galgadud	12	16	28
Middle Shabelle	24	16	40
Hiran	72	75	147
Other	642	706	1,348
Melkadida Total	18,727	22,000	40,727

Figure 7.2 - Melkadida Camp Places of Origin

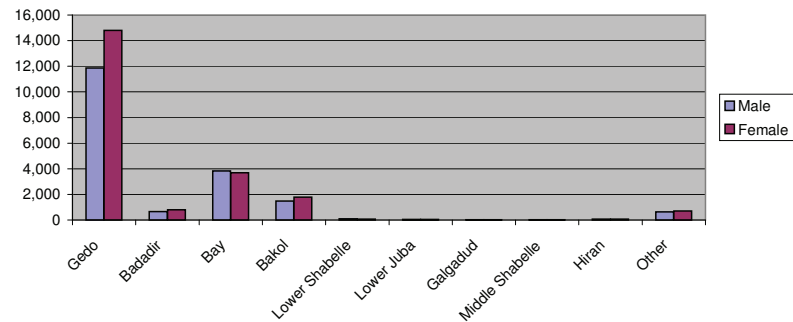


Table 7.3- Bokolmanyoy Camp Places of Origin

Area of Origin	Sex		Total
	Male	Female	
Gedo	9,764	12,092	21,856
Badadir	1,445	1,640	3,085
Bay	4,386	4,354	8,740
Bakol	1,257	1,348	2,605
Lower Shabelle	113	110	223
Lower Juba	129	115	244
Galgadud	33	30	63
Middle Shabelle	16	15	31
Hiran	73	78	151
Other	768	793	1,561
Bokomanyoi Total	17,984	20,575	38,559

Figure 7.3 - Bokolmanyoy Camp Places of Origin

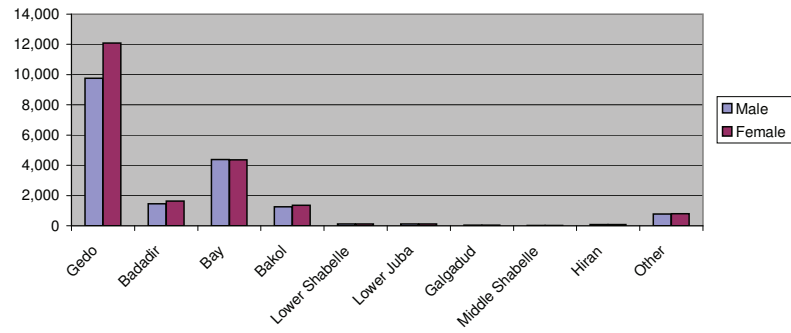


Table 7.4- Kobe Camp Places of Origin

Area of Origin	Sex		Total
	Male	Female	
Gedo	2800	3304	6,104
Badadir	33	40	73
Bay	7640	7886	15,526
Bakol	1522	1627	3,149
Lower Shabelle	6	3	9
Lower Juba	17	18	35
Galgadud	5	2	7
Middle Shabelle	4	4	8
Hiran	4	5	9
Other	575	597	1,172
Kobe Total	12,606	13,486	26,092

Figure 7.5 - Kobe Camp Places of Origin

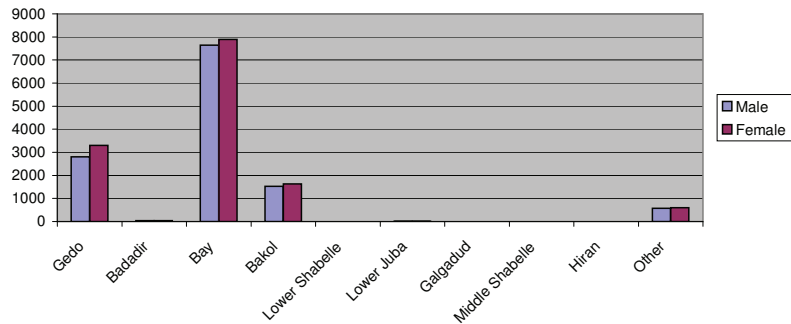


Table 7.6- Hilaweyn Camp Places of Origin			
Area of Origin	Sex		Total
	Male	Female	
Gedo	5,294	6,683	11,977
Badadir	85	122	207
Bay	4,310	4,454	8,764
Bakol	1,945	2,038	3,983
Lower Shabelle	23	15	38
Lower Juba	9	15	24
Galgadud		5	5
Middle Shabelle			0
Hiran	11	13	24
Other	376	425	801
Hilaweyn Total	12,053	13,770	25,823

Figure 7.6 - Hilaweyn Camp Places of Origin

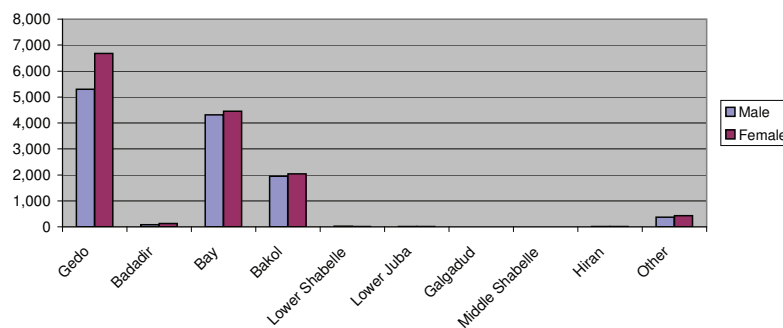
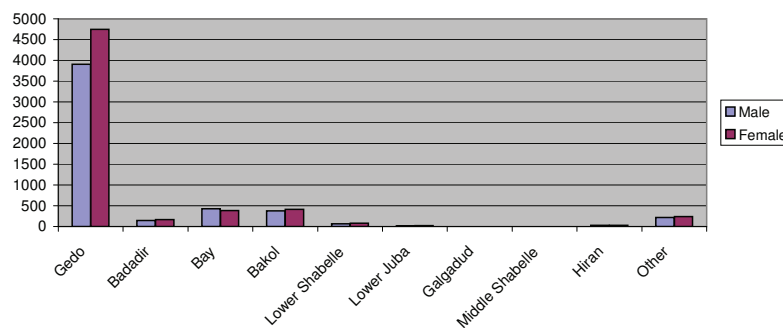


Table 7.7- Buramino Camp Places of Origin			
Area of Origin	Sex		Total
	Male	Female	
Gedo	3904	4747	8,651
Badadir	142	170	312
Bay	424	383	807
Bakol	378	412	790
Lower Shabelle	63	82	145
Lower Juba	16	20	36
Galgadud	3	3	6
Middle Shabelle	2	2	4
Hiran	30	28	58
Other	221	242	463
Buramino Total	5,183	6,089	11,272

Figure 7.7 - Buramino Camp Places of Origin



Ethnic Breakdown

As of 31 Jan 2012

Table 6.1- ALL CAMPS Ethnic Breakdown

Ethnicity	Sex		Total
	Male	Female	
Rahan-weyn	39,271	42,510	81,781
Marehan	14,876	18,669	33,545
Hawiye	4,381	5,312	9,693
Dir	1,465	1,800	3,265
Bantu	729	909	1,638
Ashraf	858	913	1,771
Shekal	639	754	1,393
Darod	1,176	1,328	2,504
Minorities/Others	3,158	3,725	6,883
ALL CAMPS Total	66,553	75,920	142,473

Figure 6.1 - ALL CAMPS Ethnic Breakdown

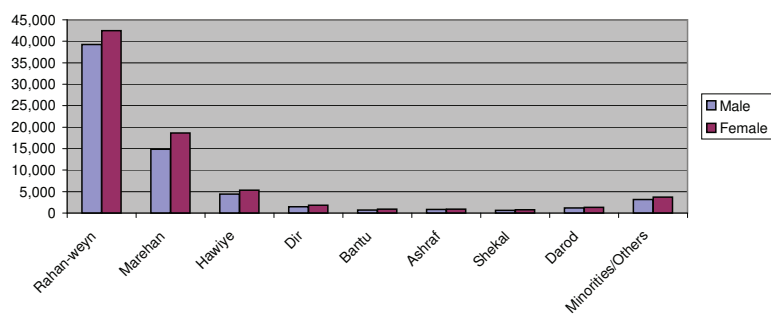


Table 6.2- Melkadida Camp Ethnic Breakdown

Ethnicity	Sex		Total
	Male	Female	
Rahan-weyn	10,622	11,625	22,247
Marehan	5,262	6,908	12,170
Hawiye	621	779	1,400
Dir	482	636	1,118
Bantu	264	293	557
Ashraf	299	287	586
Shekal	85	110	195
Darod	163	203	366
Minorities/Others	929	1,159	2,088
Melkadida Total	18,727	22,000	40,727

Figure 6.2 - Melkadida Camp Ethnic Breakdown

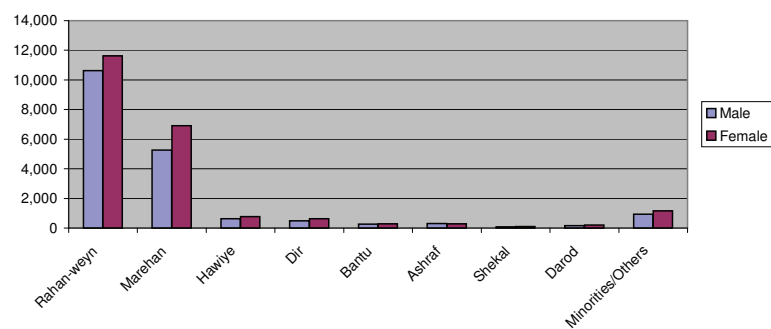


Table 6.3- Bokolmanyol Camp Ethnic Breakdown

Ethnicity	Sex		Total
	Male	Female	
Rahan-weyn	8,928	9,972	18,900
Marehan	4,152	4,962	9,114
Hawiye	1,276	1,542	2,818
Dir	465	545	1,010
Bantu	235	297	532
Ashraf	394	437	831
Shekal	291	336	627
Darod	462	453	915
Minorities/Others	1,781	2,031	3,812
Bokomanyol Total	17,984	20,575	38,559

Figure 6.3 - Bokolmanyol Camp Ethnic Breakdown

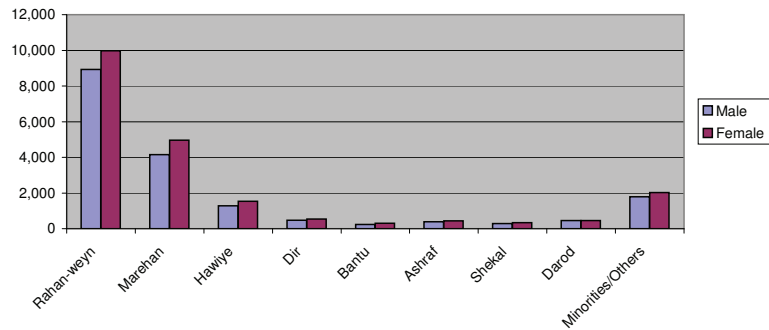


Table 6.4- Kobe Camp Ethnic Breakdown

Ethnicity	Sex		Total
	Male	Female	
Rahan-weyn	10261	10687	20,948
Marehan	1375	1622	2,997
Hawiye	357	437	794
Dir	12	14	26
Bantu	56	85	141
Ashraf	45	44	89
Shekal	16	29	45
Darod	334	411	745
Minorities/Others	150	157	307
Kobe Total	12,606	13,486	26,092

Figure 6.5 - Kobe Camp Ethnic Breakdown

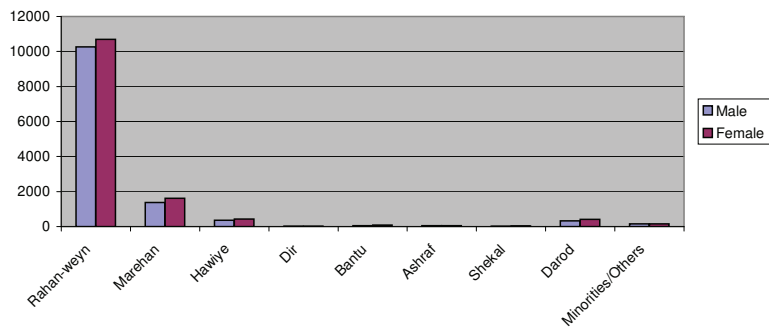


Table 6.6- Hilaweyn Camp Ethnic Breakdown			
Ethnicity	Sex		Total
	Male	Female	
Rahan-weyn	7,826	8,433	16,259
Marehan	2,519	3,184	5,703
Hawiye	935	1,183	2,118
Dir	207	279	486
Bantu	82	115	197
Ashraf	93	111	204
Shekal	73	87	160
Darod	156	176	332
Minorities/Others	162	202	364
Hilaweyn Total	12,053	13,770	25,823

Figure 6.6 - Hilaweyn Camp Ethnic Breakdown

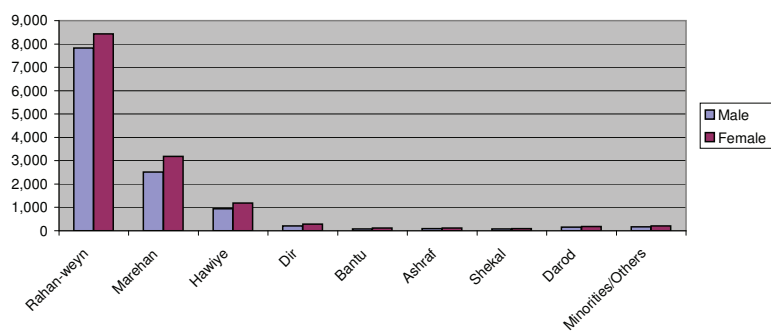


Table 6.7- Buramino Camp Ethnic Breakdown			
Ethnicity	Sex		Total
	Male	Female	
Rahan-weyn	1,634	1,793	3,427
Marehan	1,568	1,993	3,561
Hawiye	1,192	1,371	2,563
Dir	299	326	625
Bantu	92	119	211
Ashraf	27	34	61
Shekal	174	192	366
Darod	61	85	146
Minorities/Others	136	176	312
Buramino Total	5,183	6,089	11,272

Figure 6.7 - Buramino Camp Ethnic Breakdown

