

## Places of Origin

As of 31 May 2012

Table 7.1- ALL CAMPS Places of Origin

Area of Origin	Sex		Total
	Male	Female	
Gedo	36,472	44,733	81,205
Badadir	2,491	2,922	5,413
Bay	22,560	22,065	44,625
Bakol	7,298	7,908	15,206
Lower Shabelle	333	323	656
Lower Juba	242	230	472
Galgadud	64	59	123
Middle Shabelle	45	37	82
Hiran	267	272	539
Other	2,365	2,515	4,880
<b>ALL CAMPS Total</b>	<b>72,137</b>	<b>81,064</b>	<b>153,201</b>

Figure 7.1 - ALL CAMPS Places of Origin

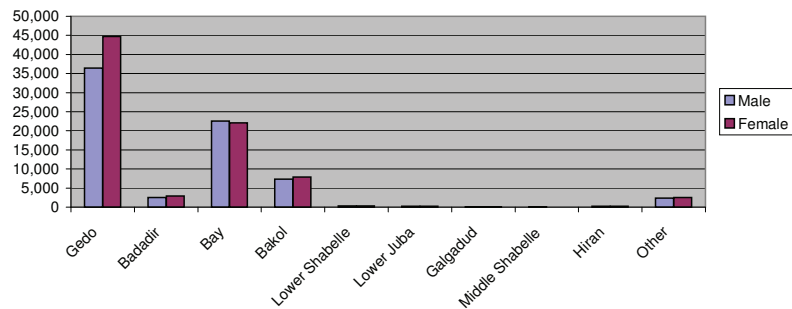


Table 7.2- Melkadida Camp Places of Origin

Area of Origin	Sex		Total
	Male	Female	
Gedo	11,884	14,768	26,652
Badadir	631	773	1,404
Bay	3,887	3,740	7,627
Bakol	1,490	1,796	3,286
Lower Shabelle	86	84	170
Lower Juba	50	41	91
Galgadud	15	17	32
Middle Shabelle	21	16	37
Hiran	73	77	150
Other	620	690	1,310
<b>Melkadida Total</b>	<b>18,757</b>	<b>22,002</b>	<b>40,759</b>

Figure 7.2 - Melkadida Camp Places of Origin

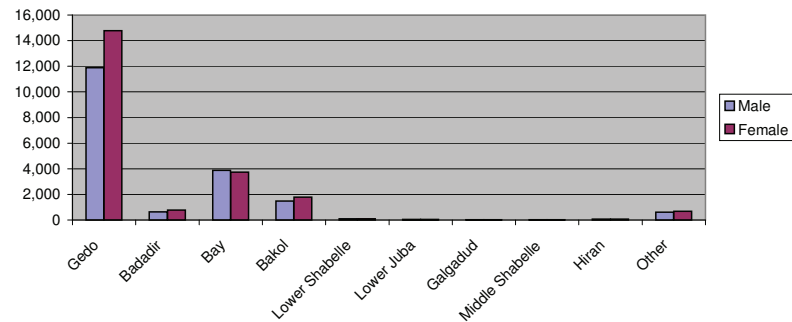


Table 7.3- Bokolmanyo Camp Places of Origin

Area of Origin	Sex		Total
	Male	Female	
Gedo	9,989	12,306	22,295
Badadir	1,493	1,672	3,165
Bay	4,563	4,455	9,018
Bakol	1,298	1,383	2,681
Lower Shabelle	115	114	229
Lower Juba	135	115	250
Galgadud	34	30	64
Middle Shabelle	16	15	31
Hiran	80	84	164
Other	710	756	1,466
<b>Bokomanyo Total</b>	<b>18,433</b>	<b>20,930</b>	<b>39,363</b>

Figure 7.3 - Bokolmanyo Camp Places of Origin

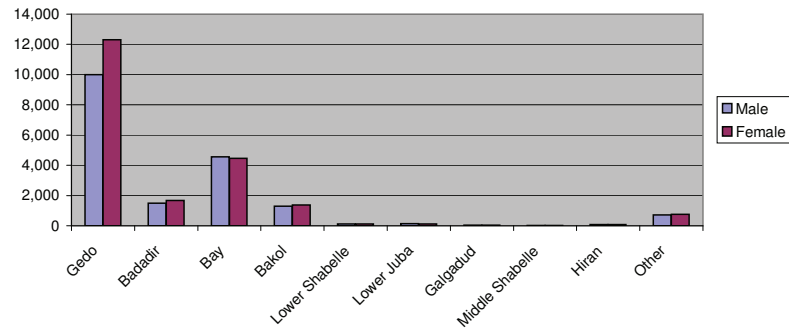


Table 7.4- Kobe Camp Places of Origin

Area of Origin	Sex		Total
	Male	Female	
Gedo	2,857	3,343	6,200
Badadir	36	41	77
Bay	7,994	8,001	15,995
Bakol	1,559	1,643	3,202
Lower Shabelle	9	3	12
Lower Juba	21	22	43
Galgadud	5	2	7
Middle Shabelle	4	4	8
Hiran	4	6	10
Other	619	618	1,237
<b>Kobe Total</b>	<b>13,108</b>	<b>13,683</b>	<b>26,791</b>

Figure 7.5 - Kobe Camp Places of Origin

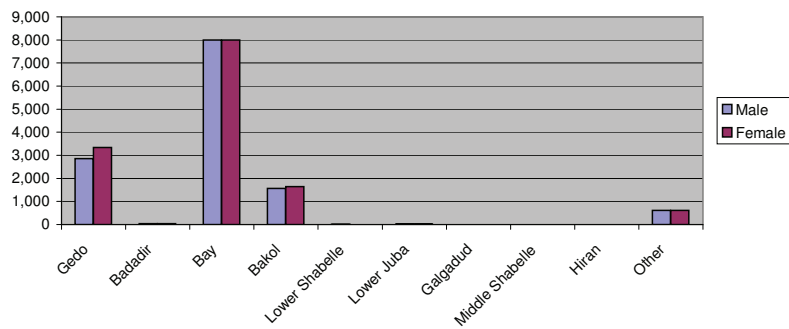


Table 7.6- Hilaweyn Camp Places of Origin			
Area of Origin	Sex		Total
	Male	Female	
Gedo	5,509	6,895	12,404
Badadir	92	134	226
Bay	4,589	4,612	9,201
Bakol	2,043	2,103	4,146
Lower Shabelle	24	15	39
Lower Juba	8	17	25
Galgadud		5	5
Middle Shabelle			0
Hiran	12	17	29
Other	215	224	439
<b>Hilaweyn Total</b>	<b>12,492</b>	<b>14,022</b>	<b>26,514</b>

Figure 7.6 - Hilaweyn Camp Places of Origin

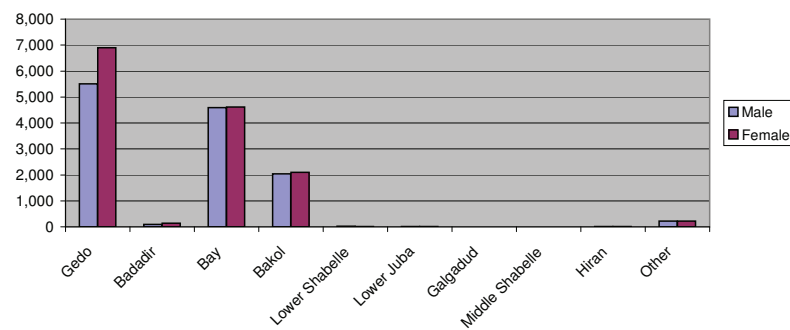


Table 7.7- Buramino Camp Places of Origin			
Area of Origin	Sex		Total
	Male	Female	
Gedo	6,233	7,421	13,654
Badadir	239	302	541
Bay	1,527	1,257	2,784
Bakol	908	983	1,891
Lower Shabelle	99	107	206
Lower Juba	28	35	63
Galgadud	10	5	15
Middle Shabelle	4	2	6
Hiran	98	88	186
Other	201	227	428
<b>Buramino Total</b>	<b>9,347</b>	<b>10,427</b>	<b>19,774</b>

Figure 7.7 - Buramino Camp Places of Origin

