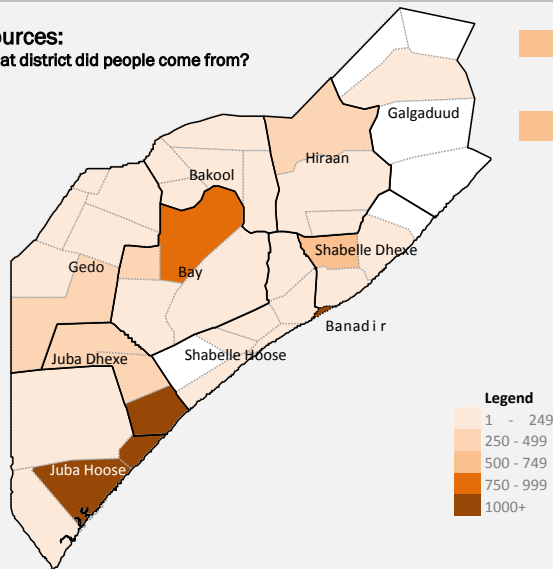


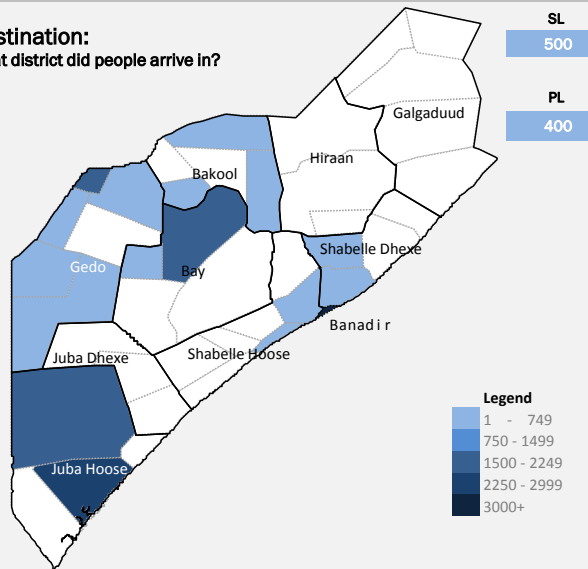
Total movement from South Central: * **16,000**

Total movement within Somalia: **18,000**

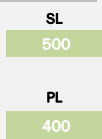
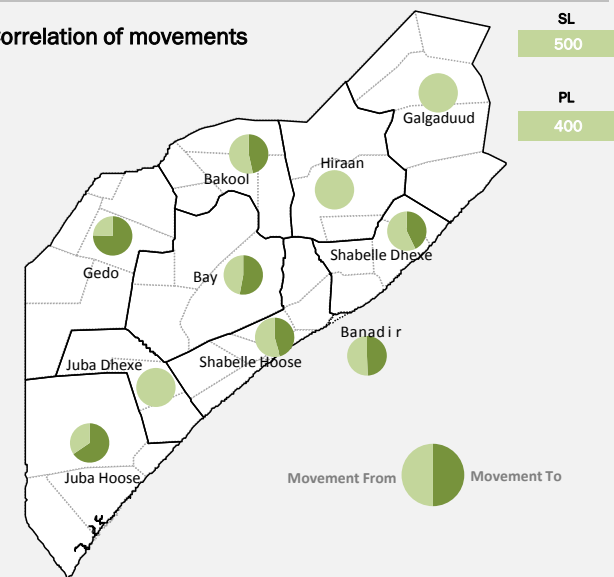
Sources:
What district did people come from?



Destination:
What district did people arrive in?



Correlation of movements



Regions	People
Banadir	5,100
Juba Hoose	2,700
Juba Dhexe	1,700
Bay	1,400
Gedo	1,000
Shabelle Hoose	670
Shabelle Dhexe	660
Hiraan	430
Bakool	290
Galgaduud	25


Top 10 Districts	People
Banadir	5,100
Jamaame	1,300
Kismaayo	1,200
Jilib	1,100
Baydhaba	910
Jowhar	510
Baardheere	400
Belet Weyne	360
Bu'aale	340
Qansax Dheere	280

Regions	People
Juba Hoose	5,000
Banadir	5,000
Gedo	3,100
Bay	1,600
Shabelle Hoose	560
Shabelle Dhexe	500
Bakool	250
Galgaduud	-
Hiraan	-
Juba Dhexe	-

Top 10 Districts	People
Banadir	5,000
Kismaayo	2,900
Afmadow	2,100
Doolow	1,600
Baydhaba	1,500
Baardheere	620
Ceel Waaq	550
Afgooye	470
Belet Xaawo	350
Jowhar	280

Between 1st Oct and 7th Dec 2012, displacements were mainly recorded in South Central with approximately 16,000 out of a total 18,000 displacements recorded in all three zones. 4,600 displaced people reported IDP temporary return as the major cause of displacement in South Central followed by Eviction (3,500), Cross border movement (2,400), Insecurity (2,200). The movements originated mainly from Banadir (5,100), Juba Hoose (2,700), Juba Dhexe (1,700) and Bay (1,400) regions. The top three regions people moved to were, Juba Hoose (5,000), Banadir (5,000), Gedo (3,100) among other regions.

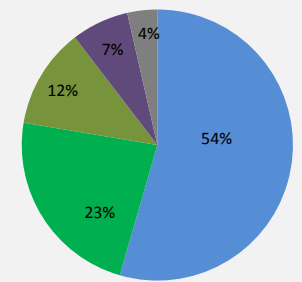
Top 5 Reasons for movement



Reason	People
IDP Temporary Return	4,600
Eviction	3,500
Cross border movement	2,400
Insecurity	2,200
Lack of livelihood	1,500

Priority Needs

- Food
- Shelter
- Livelihood support
- Transport
- Agricultural/pastoralist support



01-Oct-12 By Week **07-Dec-12**
 This data has been collected through the Population Movement Tracking (PMT) system. PMT is designed to capture population movement trends, not cumulative population data. Due to the fluid nature of displacement in Somalia and in order to avoid capturing multiple displacements, UNHCR limits the reporting range to a period of three months - these figures should therefore not be added and used cumulatively.
 * Please note figures have been rounded using a three tier method as follows. Figures below 100 were not rounded at all. Figures between 100 and 1,000 were rounded off to the nearest tenth, figures between 1,000 and 10,000 were rounded off to the nearest hundredth and all figures above 10,000 were rounded off to a thousandth. This rounding rule was applied to the final result after all computations were undertaken.