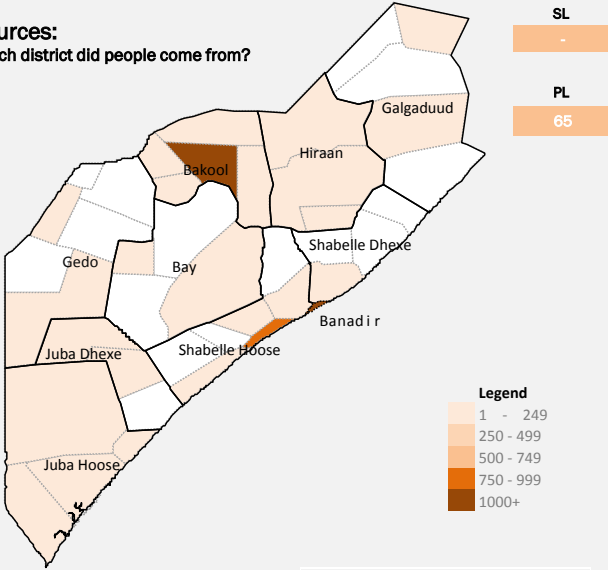


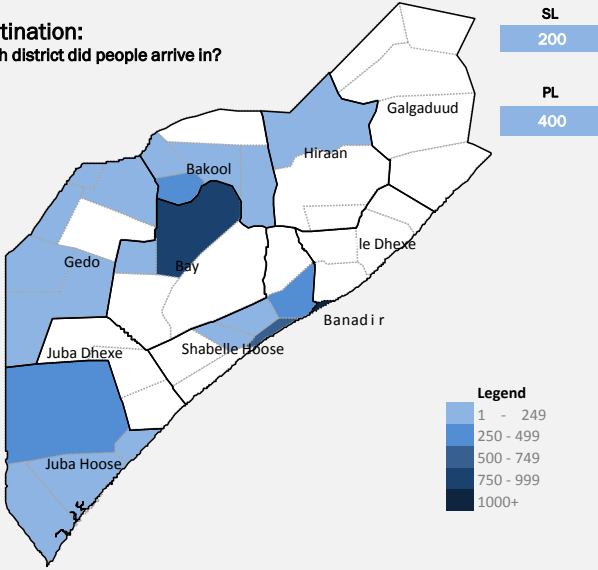
Total movement in South Central: * 10,000

Total movement in Somalia: 11,000

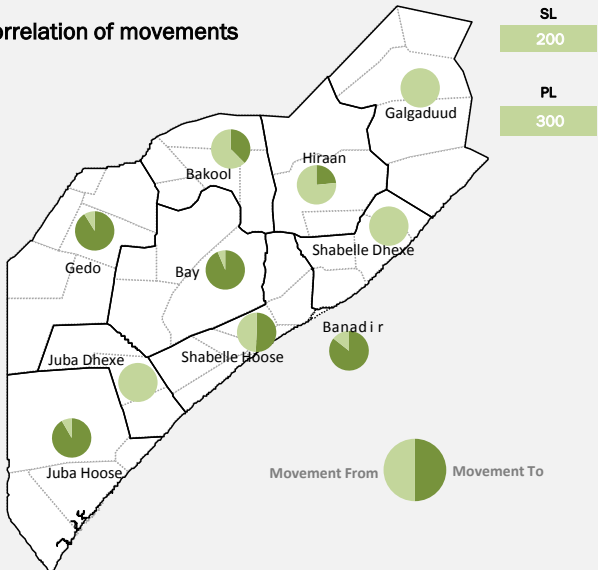
Sources:
Which district did people come from?



Destination:
Which district did people arrive in?



Correlation of movements



Regions	People
Bakool	1,400
Shabelle Hoose	1,100
Banadir	1,000
Galgaduud	150
Hiraan	110
Juba Hoose	63
Gedo	57
Bay	56
Juba Dhexe	11
Shabelle Dhexe	3

Top 10 Districts	People
Xudur	1,100
Banadir districts	1,000
Marka	980
Tayeeglow	150
Ceel Buur	120
Rab Dhuure	92
Afgooye	89
Belet Weyne	81
Belet Xaawo	42
Afmadow	39

Regions	People
Banadir	5,900
Shabelle Hoose	1,100
Bakool	840
Bay	820
Juba Hoose	690
Gedo	590
Hiraan	34
Shabelle Dhexe	-
Juba Dhexe	-
Galgaduud	-

Top 10 Districts	People
Banadir districts	5,900
Baydhaba	810
Marka	550
Afmadow	380
Waajid	360
Afgooye	310
Tayeeglow	220
Baardheere	180
Doolow	160
Kurtunwaarey	160

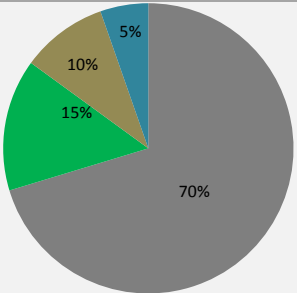
Displacements and forced return movements were mainly recorded in South Central regions with approximately 10,000 out of a total 11,000 movements recorded in all three zones. Approximately 5,300 persons were reported to be forcibly returned. This was followed by insecurity (1,800), cross-border movements (1,300), displacement due to clan conflict (710) and IDP return (460). Main movements occurred from Bakool (1,400), Shabelle Hoose (1,100), Banadir (1,000), Galgaduud (150), and Hiraan (110) regions. Arrivals were mainly registered in Hodan (1,300), Baydhaba (810), Wadajir (800), Marka (550), and Afmadow (380) districts.

Main reasons for movement



Priority Needs

- Livelihood support
- Food
- Shelter
- Transport



01-Feb-14 By Week 28-Feb-14
This data has been collected through the Population Movement Tracking (PMT) system. PMT is designed to capture population movement trends, not cumulative population data. Due to the fluid nature of displacement in Somalia and in order to avoid capturing multiple displacements, UNHCR limits the reporting range to a period of three months - these figures should therefore not be added and used cumulatively.
* Please note figures have been rounded using a three tier method as follows. Figures below 100 were not rounded at all. Figures between 100 and 1,000 were rounded off to the nearest tenth, figures between 1,000 and 10,000 were rounded off to the nearest hundredth and all figures above 10,000 were rounded off to a thousandth. This rounding rule was applied to the final result after all computations were undertaken.
The boundaries and names used on this map do not imply official endorsement or acceptance by the United Nations.