

Summary

 **PRMN** is a UNHCR-led trend analysis project that aims to monitor movements of displaced populations into and within Somalia. On behalf of UNHCR, NRC and **37 local partners** in the field in Somalia (South Central regions, Puntland and Somaliland) are collecting data through interviews with refugee and IDP returnees, and with IDPs and host communities conducted at strategic locations along travel routes. Reports are verified and published by UNHCR to broaden insight into movement trends for analytical and programmatic purposes.

In the Shabelle Hoose, population movements were reported from Kurtunwaarey District to Baraawe district. The movements were attributed to insecurity in Kurtunwaarey. Majority of these persons settled in Baraawe while others settled in parts of Kurtunwaarey, Marka and Afgooye. A total of 258 people were displaced into Baraawe (218), Marka (11), Afgooye (19) and Kurtuwaarey (10). In shabelle Dhexe, insecurity and military activity in Kurtunwaarey displaced the population into Balcad resulting in 230 new arrivals in Balcad. A further 1,201 people arrived in Balcad, all returning IDP's from Cadale district. In Juba Hoose, 883 people arrived from Kenya and these movements were across the border, and these people had lost hope of being resettled in Kenya. They arrived in Afmadow (446), Badhaadhe (98), Jamaame (193) and Kismaayo (146) districts. Other new arrivals reported in Afmadow and Kismayo were population movements from other parts of the district. These groups were mainly seeking access to humanitarian assistance and livelihood opportunities. In Jubba Dhexe, 585 people arrived from Baadheere (503), Diinsoor (48), Kenya (23) and Jamaame (11). These movements were attributed to insecurity and military activity in Baardheere and Diinsoor. 23 new arrivals from Garissa (Kenya) were also reported and resulted from cross border movement. Military offensives in Ceelbuur district in Galgaduud displaced 575 people. In addition to this, 2240 were displaced into Cebudwaaq (1830) and Dhuusamarreeb (410). In Bay, military activity in Baydhaba displaced 382 people and 71 persons were displaced due to insecurity. The displaced population settled in different parts of Baydhaba and Buur Hakaba. 213 other persons displaced in Bay attributed their movement to humanitarian assistance (51), inability to afford stay in the previous location (51), felt unsafe in country of asylum (13), IDP Return (22), Lack of livelihood (53) and lost hope of being resettled in country of asylum (17).

In Banadir, a total of 9,755 people were displaced. These displacements occurred in Boondheere (139), Cabdulcasii (21), Dayniile (3,775), Dharkenley (4,616), Haliwaa (202), Hawl Wadaag (62), Hodan (144), Shangaani (13), Waaberi (13), Wadajir (72), Wardhiigley (74), Xamar Weyne (608) and Yaaqshiid (16). The main reasons for movement in Banadir were clan conflicts (46), cross-border movements (5), forced evictions (7,207), forced return (96), military offensives (2,051) and insecurity (350). In Bari, a movement of 208 people was reported in Bosaso. 55 of these were new arrivals from Yemen while 153 were earlier arrivals who departed from Bosasso into other parts of Somalia. These people crossed the border due to insecurity being experienced in Yemen. In Mudug, 115 people departed to other parts of Somalia. These people are those who had initially crossed the border from Yemen through Bosasso, and were now seeking to move further into Somalia. In Woqooyi Galbeed reported population movements in

Displacements recorded by region

Regions	Arrival	Departure	Compare with Aug
Awdal	65	0	▼
Bakool	245	5	▲
Banadir	6,317	3,438	▲
Bari	55	153	▲
Bay	660	6	▼
Galgaduud	1,030	1,535	▲
Gedo	358	70	▼
Juba Dhexe	585	0	▼
Juba Hoose	976	167	▲
Mudug	462	115	▲
Shabelle Dhexe	1,431	0	▲
Shabelle Hoose	258	0	▼
Sool	889	0	▼
Woqooyi Galbeed	218	0	▼

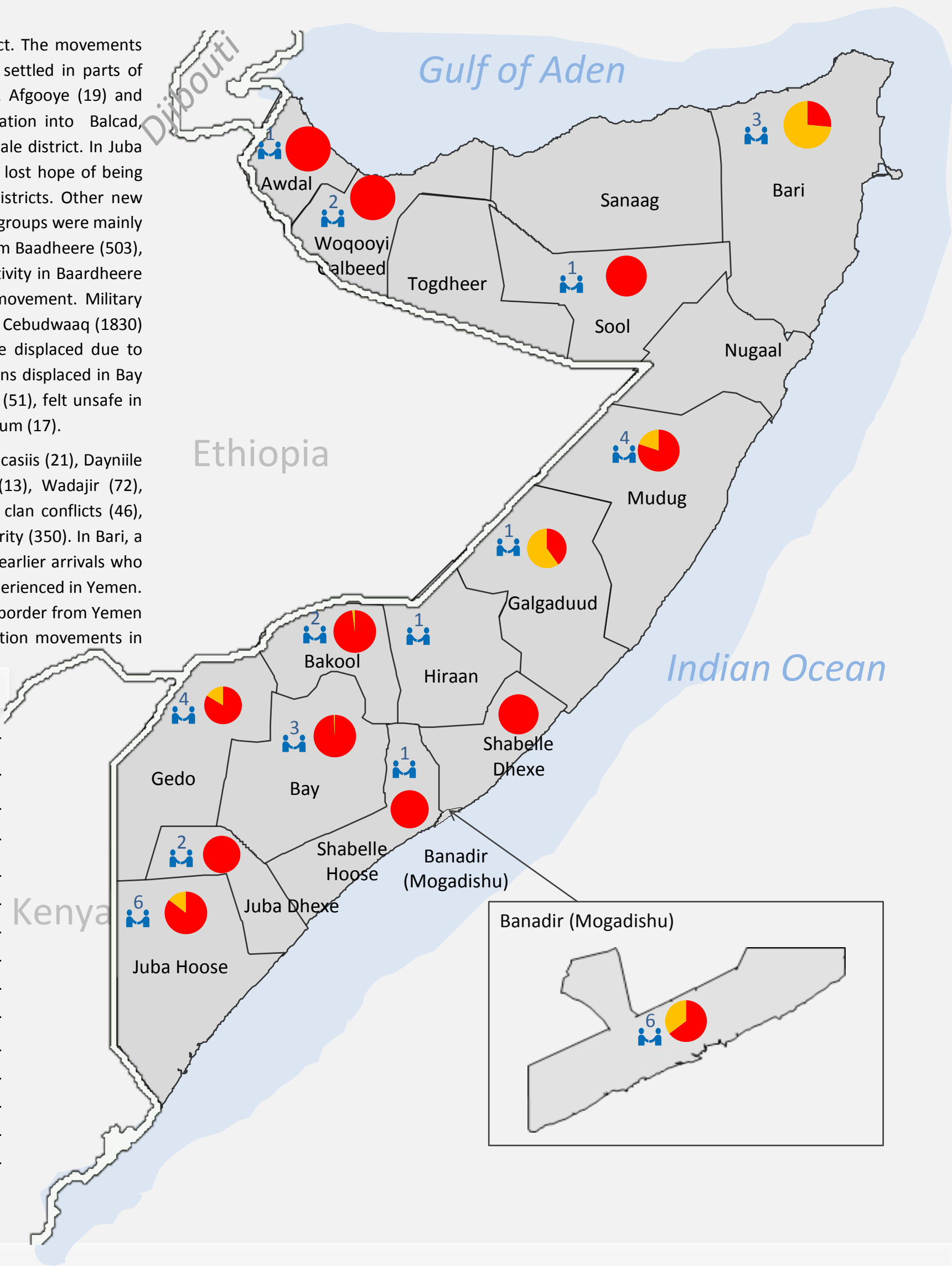
Number of people displaced during September upon:

Arrival

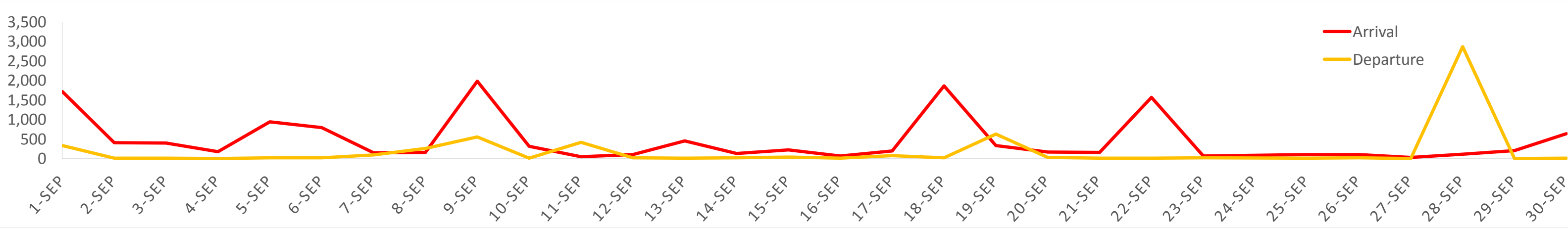
13,549

Departure

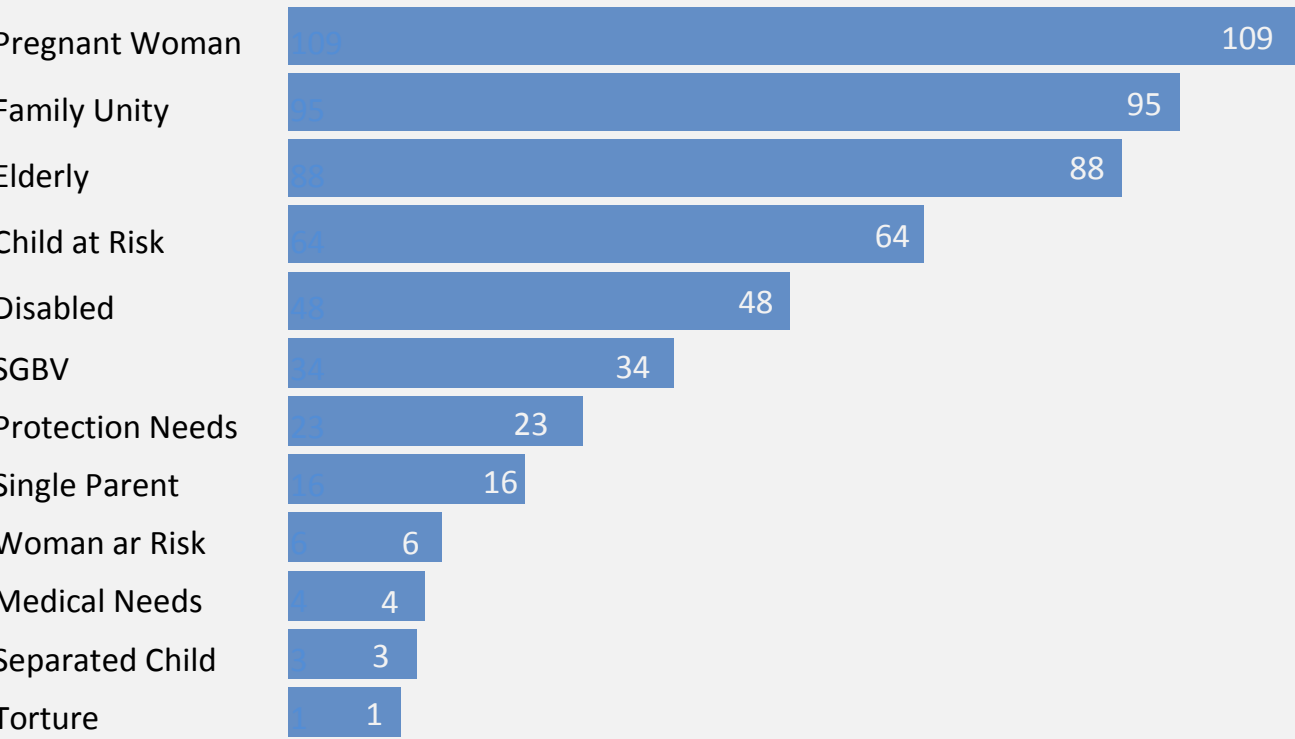
5,489



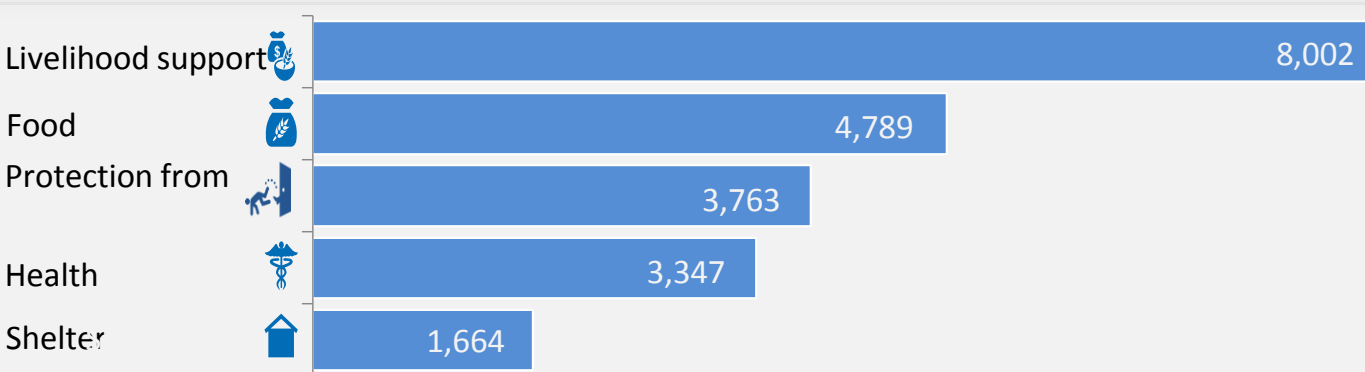
Daily displacement trends | September 2015



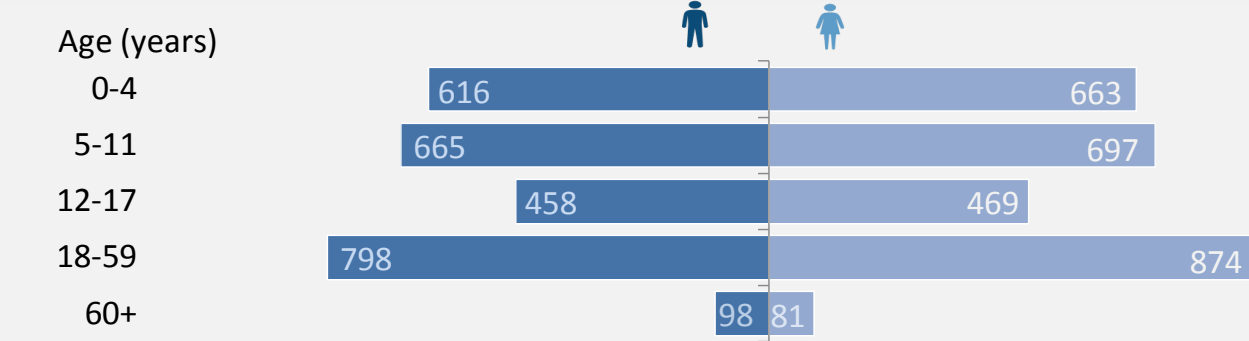
Family vulnerabilities [Households]



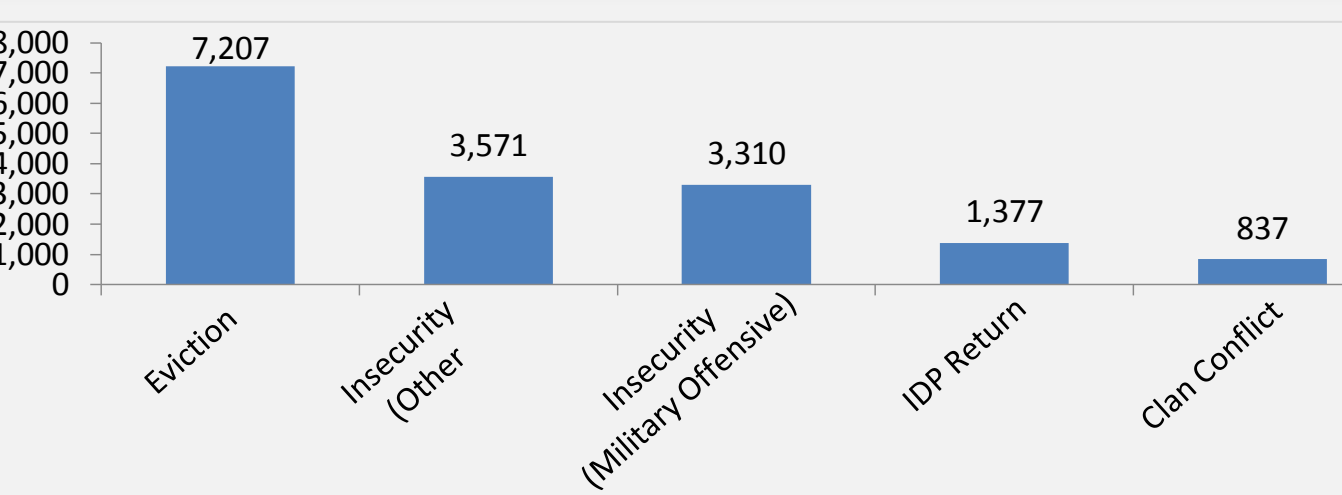
Urgent needs [Individuals]



Displacement demography [Individuals]



Main reasons for displacement [Individuals]



Monthly displacement trends | 2015

