


Returns reported (by partners in the field)		Returnee information		Yes	No
		Returnees with documentation		0	1,223
Upon arrival to final destination		Does head of household have family at place of origin		922	301
	694	Did household members remain behind in camp		469	754
En route					

Summary

 PRMN is a UNHCR-led trend analysis project that aims to monitor movements of displaced populations into and within Somalia. On behalf of UNHCR, NRC and 37 local partners in the field in Somalia (South Central regions, Puntland and Somaliland) are collecting data through interviews with refugee and IDP returnees, and with IDPs and host communities conducted at strategic locations along travel routes. Reports are verified and published by UNHCR to broaden insight into movement trends for analytical and programmatic purposes.

Cross-border movement

A total of 704 people crossed the border into Somalia during this reporting period. According to PRMN interviews, Jamaame reported 327 cross border movements. Doolow (120), Afmadow (103), Badhaadhe (55), Hargeysa (41), Bossaso (35) and Ceel Waaq (23).

Refugee Returns

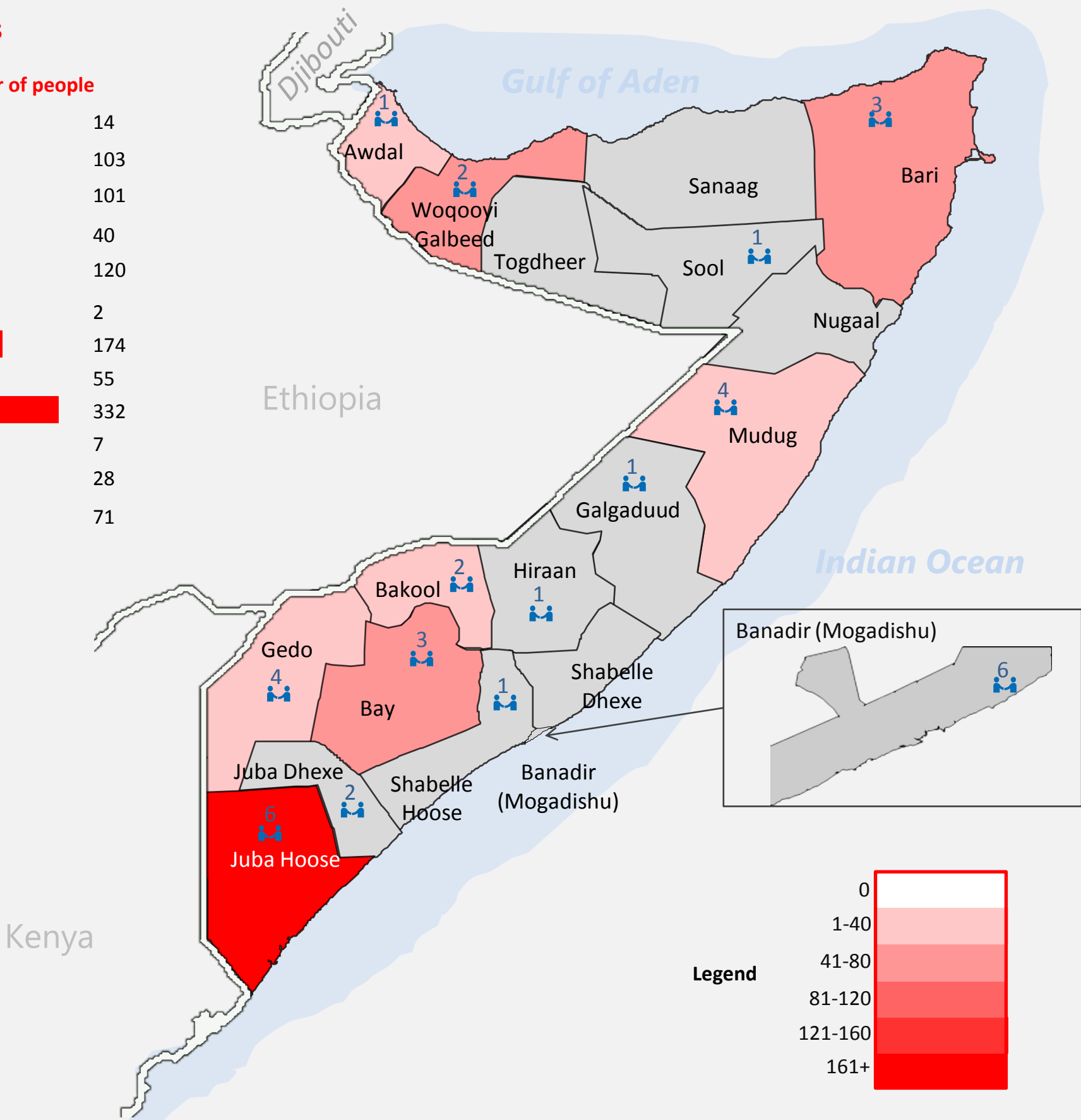
During this reporting period, 343 returnees were interviewed during their return journeys from neighboring countries in the region. The refugee returns included 112 from Yemen, Kenya (100), Ethiopia (56), South Africa (48), Saudi Arabia (14) and Djibouti (13).

IDP Returns

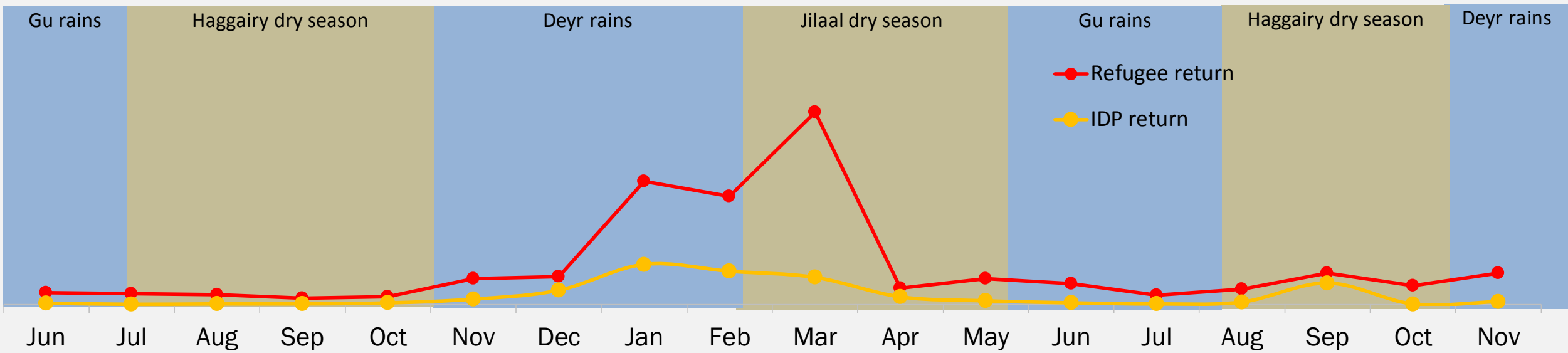
This reporting period, 176 internally displaced persons were interviewed as they returned to their villages of origin from other parts of Somalia. The districts which recorded IDP returns were Baydhaba (9), Gaalkacyo (46), Hawl Wadaag (10), Kismaayo (12), Kurtunwaarey (10), Marka (11), Rab Dhuure (33), Tayeeglow (24) and Waajid (21).

Main districts receiving refugee returnees

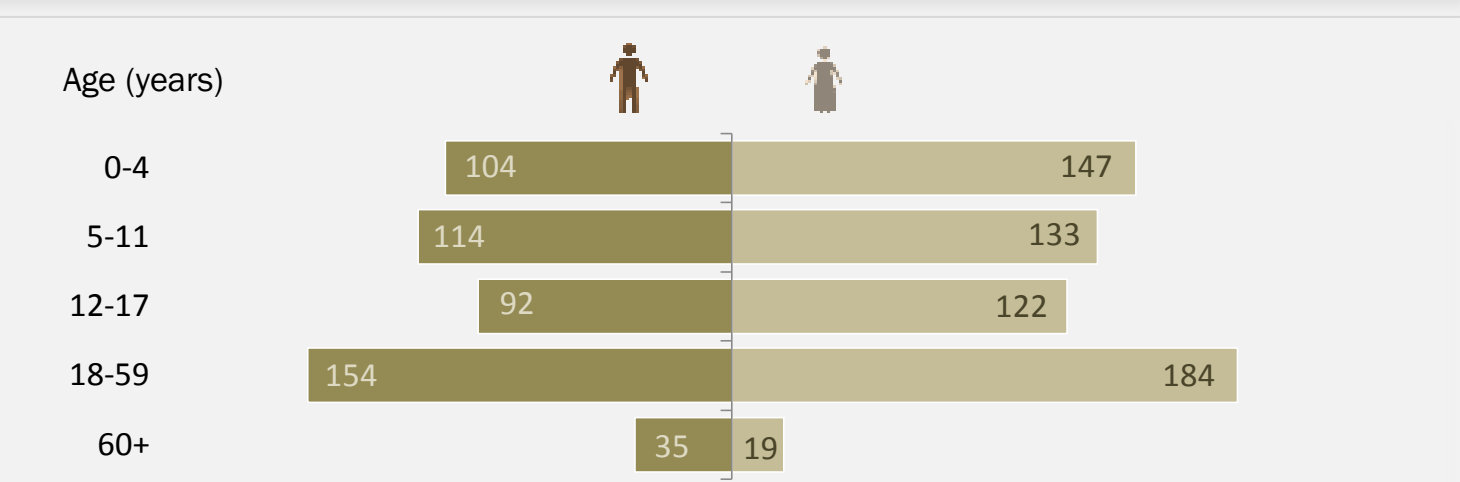
District	Region	Number of people	
Borama	Awdal	<div></div>	14
Bossaso	Bari	<div></div>	103
Baydhaba	Bay	<div></div>	101
Ceel Waaq	Gedo	<div></div>	40
Doolow	Gedo	<div></div>	120
Luuq	Gedo	<div></div>	2
Afmadow	Juba Hoose	<div></div>	174
Badhaadhe	Juba Hoose	<div></div>	55
Jamaame	Juba Hoose	<div></div>	332
Gaalkacyo	Mudug	<div></div>	7
Berbera	Woqooyi Galbeed	<div></div>	28
Hargeysa	Woqooyi Galbeed	<div></div>	71



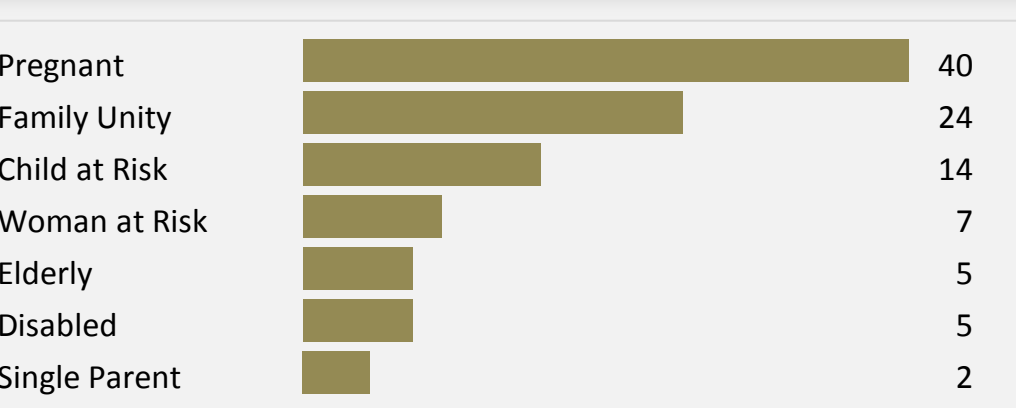
Border-crossing trends: 2014/2015



Return demography [Individuals]



Family vulnerabilities [Households]



Main districts receiving IDP returnees

District	Region	Number of people
Rab Dhuure	Bakool	<div></div>
Tayeeglow	Bakool	<div></div>
Waajid	Bakool	<div></div>
Hawl Wadaag	Banadir	<div></div>
Baydhaba	Bay	<div></div>
Kismaayo	Juba Hoose	<div></div>
Gaalkacyo	Mudug	<div></div>
Kurtunwaarey	Shabelle Hoose	<div></div>
Marka	Shabelle Hoose	<div></div>

