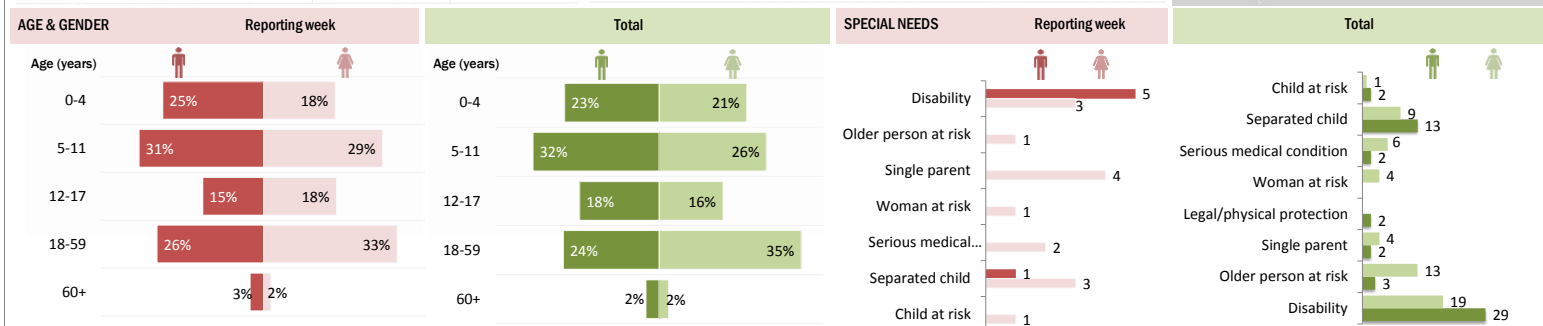
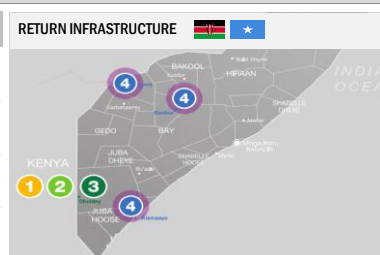


Total reporting period: 1 January 2016 to 14 February 2016

#46

UNHCR Somalia

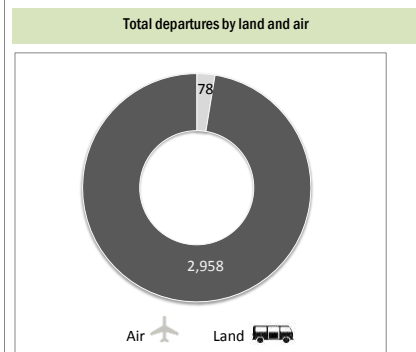
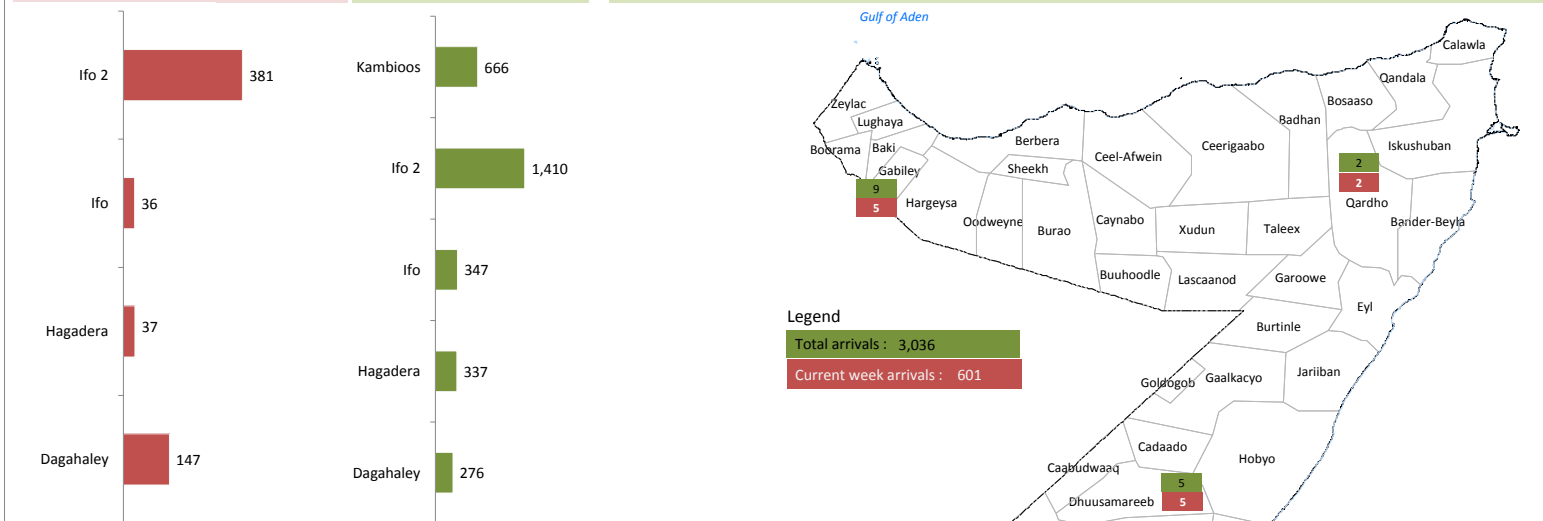
RETURNS	8 Feb - 14 Feb 2016	1 Jan 2014 7 Feb 2016	Total	RETURN ASSISTANCE (ACCUMULATED)	Reporting week	Total
Individuals:	601	2,435	3,036	Livelihood Start Up Grants	42,900	208,800
Households (actual):	134	471	605	Core Relief Items (kits):	134	605
Females:	327	1,171	1,498	WFP Food Rations (kg):	10,077 (~\$17,917)	45,496 (~\$80,892)
Males:	274	1,264	1,538	UNMAS Mine Risk Education	134	605
Persons with special needs:	21	109	130			



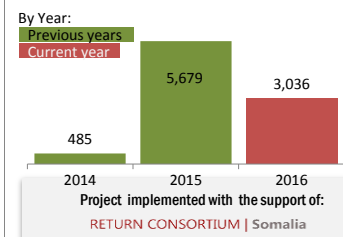
DEPARTURES FROM KENYA Reporting week

Total departures

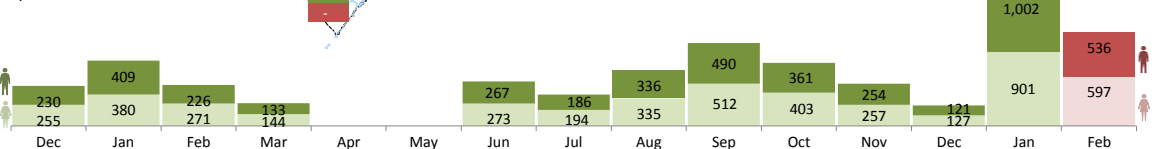
ARRIVALS IN SOMALIA BY DISTRICT



RETURN TREND DECEMBER 2014 - FEBRUARY 2016



By Month:



Donors contributing to UNHCR Somalia operation [As of OCT 2015]

