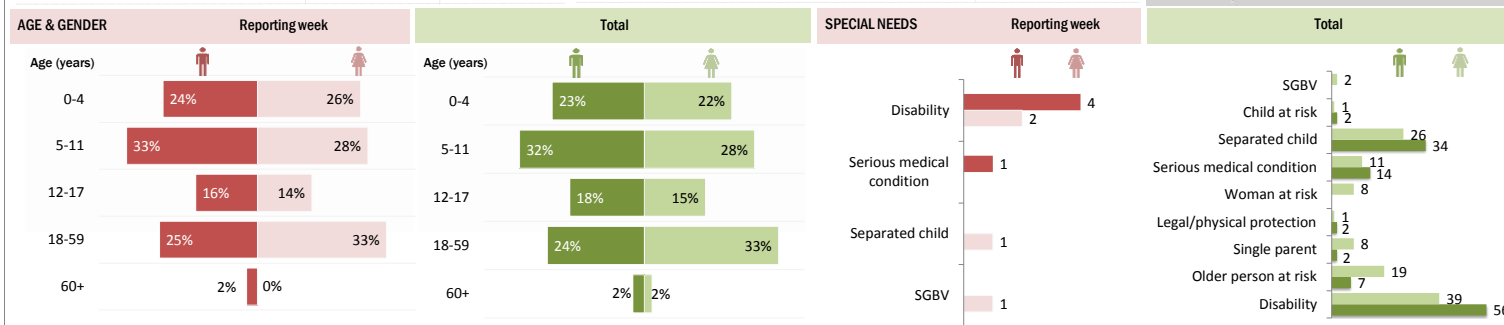
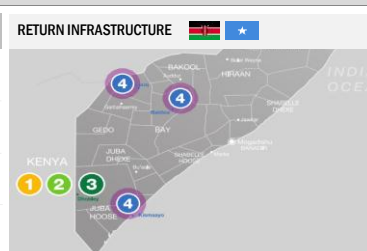


Total reporting period: 1 January 2016 to 17 April 2016

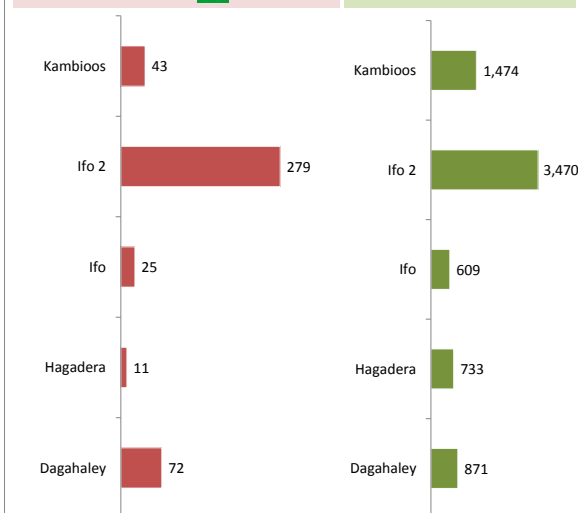
#55

UNHCR Somalia

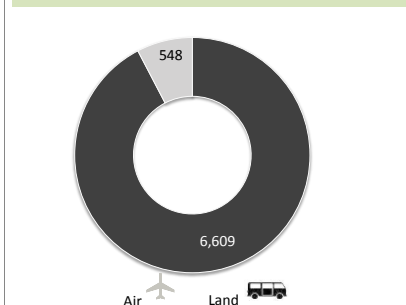
| RETURNS | 11 Apr - 17 Apr 2016 | 1 Jan 2016 10 Apr 2016 | Total | RETURN ASSISTANCE (ACCUMULATED) | Reporting week | Total |
|-----------------------------|----------------------|---------------------------|-------|------------------------------------|--------------------|-----------------------|
| Individuals: | 430 | 6,727 | 7,157 | Livelihood Start Up Grants | 28,600 | 487,700 |
| Households (actual): | 80 | 1,318 | 1,398 | Core Relief Items (kits): | 80 | 1,398 |
| Females: | 212 | 3,335 | 3,547 | WFP Food Rations (kg): | 6,016 (~ \$10,696) | 105,130 (~ \$186,920) |
| Males: | 218 | 3,392 | 3,610 | UNMAS Mine Risk Education | 80 | 1,398 |
| Persons with special needs: | 9 | 223 | 232 | | | |



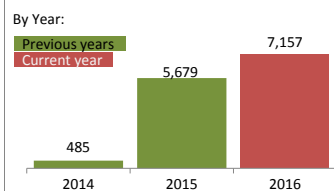
DEPARTURES FROM KENYA **Reporting week** **Total departures**



Total departures by land and air



RETURN TREND DECEMBER 2014 - APRIL 2016



Project implemented with the support of:
RETURN CONSORTIUM | Somalia

Donors contributing to UNHCR Somalia operation [As of OCT 2015]

