



Profile of the population affected by the Mali Situation in Niger
Commission Nationale d'Eligibilité (CNE), UNHCR & AKARASS

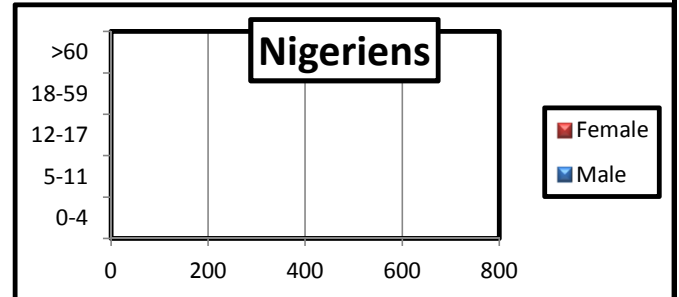
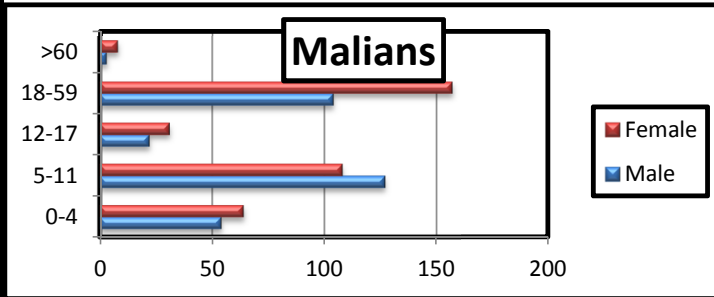
6-Jun-12

Profile of the registered population

	Level 1 registration			un-registered		
	Malian	Nigerien	Total	Malian	Nigerien	Total
TINFAGAT	224	678	224	678		

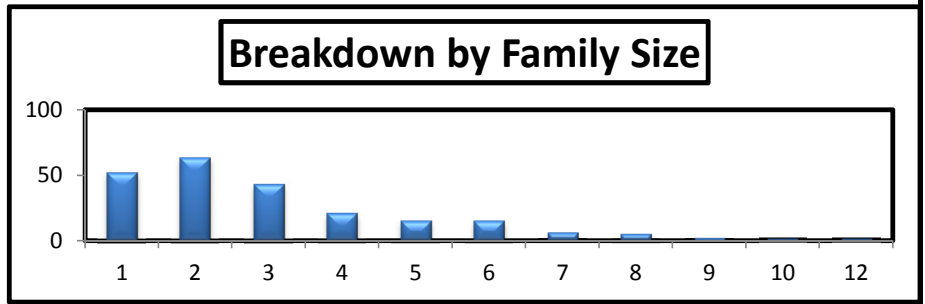
a. Age and gender Breakdown

		Malian					Nigerien				
		0-4	5-11	12-17	18-59	>60	0-4	5-11	12-17	18-59	>60
TINFAGAT	Male	54	127	22	104	3					
	Female	64	108	31	157	8					
	Total	118	235	53	261	11					



b. By family size

Size	Total HH	
1	52	23%
2	63	28%
3	43	19%
4	21	9%
5	15	7%
6	15	7%
7	6	3%
8	5	2%
9	2	1%
10	1	0%
12	1	0%
Grand Total	224	100%



b. By Place of habitual residence

	Malian HH	Nigerien HH	Grand Total
ANSONGO	150	67%	150
TINAHANA	43	19%	43
OTHERS	31	14%	31
Grand Total	224	100%	224

