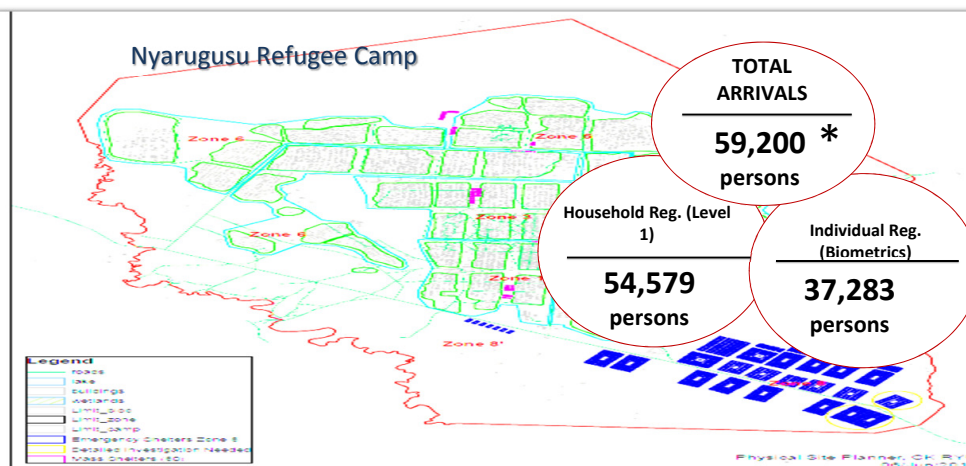
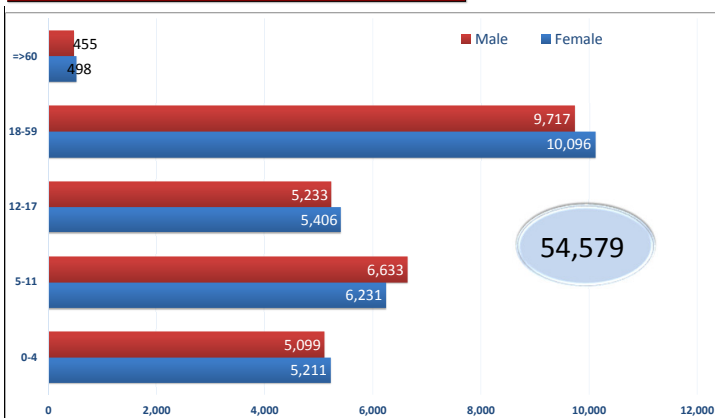
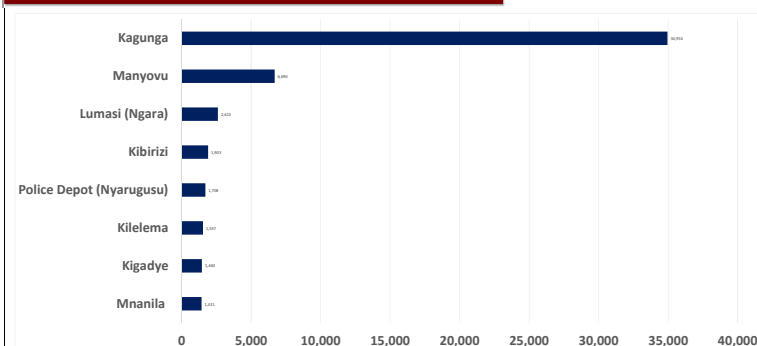


Burundian Refugee Situation Statistics (as of 23 June 2015)

Arrivals by Age Cohort (ongoing data entry)




Locations where more than 1,000 Inds arrived



Arrivals: 23-Jun-2015

Location	Total
Herusingo	25
Kigadye	48
Manyovu	191
Nyarugusu Village	15
Police Depot	10
Shunga	1
Total	290

Key Statistics



Arrivals/Relocation to Nyarugusu camp

Total Arrivals*

59,200
Persons




Refugees Relocated to camp

58,988
100%

New Arrivals awaiting Relocation to camp

212
0%

Total Nyarugusu camp Pop. as of 23-Jun-15



*- This figure does not include the old population of 31,000 Burundians residing in Kigoma and Katavi Regions [Breakdown: Kigoma = 22,000; Katavi = 8,830]

Nyarugusu Refugee Camp(28 Sq. km) was established in 1996 to host refugees fleeing conflicts in the DRC.