



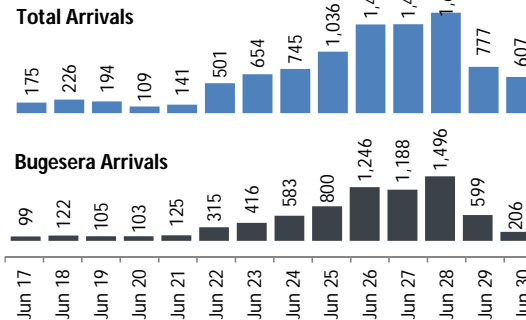
### Daily Statistics

Registered on 30 June 2015 

Kigali	911
Mahama	268
Nyagatare	-
<b>Total</b>	<b>1,179</b>

Camp / Reception Centre Population 

Bugesera*	11,969	3,622
Nyanza*	783	191
Nyagatare**	537	221
Mahama**	28,984	12,065
Kigali	16,697	6,873
Districts	13	
<b>Total</b>	<b>58,983</b>	<b>22,972</b>

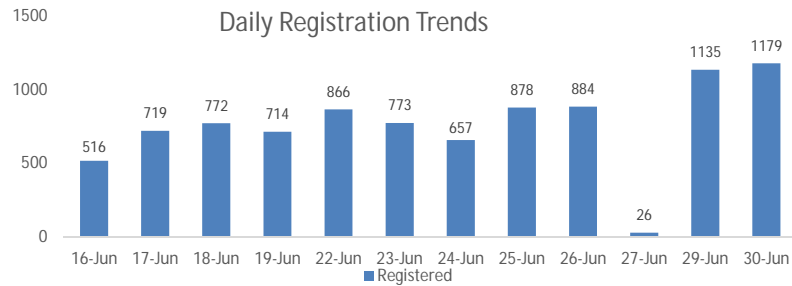


 **58,983** **Total**


**39,948** Registered

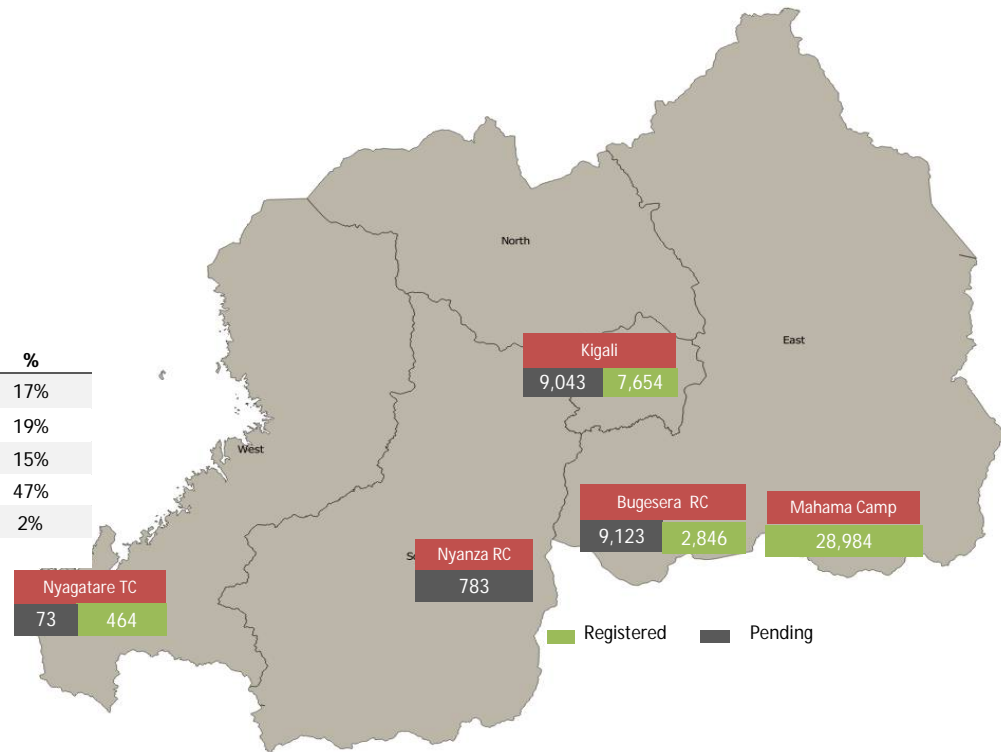
**19,035** Pending

Nyanza Arrivals : 17 Rusizi Arrivals: 25 Mahama Arrivals: 352  
13 individuals pending transportation from districts to reception centers.



### Breakdown of Registered Population

Area of Origin 	Age Cohort	Female	Male	Total	%
Bubanza	0 - 4 years	3,265	3,433	6,698	17%
Bujumbura	5 - 11 years	3,778	3,821	7,599	19%
Mwaro	12 - 17 years	2,905	3,086	5,991	15%
Cibitoke	18 - 59 years	9,940	8,999	18,939	47%
Karuzi	60 + years	491	230	721	2%
Kayanza	<b>Total</b>	<b>20,379</b>	<b>19,569</b>	<b>39,948</b>	
Kirundo					
Muyinga					
Ngozi					
Others					
<b>Total</b>					



\*Source: MIDIMAR Camp Manager

\*\* Figures represent where individuals were registered but not necessarily their current physical location.

Statistics can be downloaded daily from <http://data.unhcr.org/burundi/country.php?id=182>