



## NYARUGUSU CAMP PROFILE

### Population figures and trends

**137,293** total individuals hosted in the camp

Post April 2015

Pre April 2015


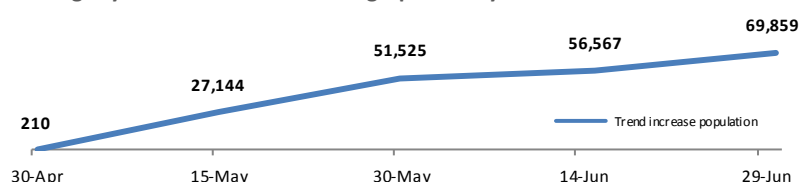
72,002 refugees from Burundi

3,551 refugees from Burundi

519 asylum seekers from DRC and Rwanda

61,221 refugees from DRC and other countries

### Fortnightly arrival trends and demographic analysis of new arrivals



### Services provided in Nyarugusu Camp

#### PROTECTION

- Registration
- Protection monitoring
- Tracing and family reunification
- Transportation from way-stations
- Individual legal counseling
- SGBV response and prevention
- Child protection case mgmt
- Child friendly spaces
- Durable solutions

#### FOOD

- Wet feeding to new arrivals
- General food distribution

#### NFI /CRI distribution

- Distribution of standard Core Relief Items and Non food items
- Distribution of special items

#### HEALTH

- Primary health care
- Emergency secondary health care
- Cholera prevention and response
- HIV-AIDS treatment and prevention activities

#### NUTRITION

- Supplementary feeding (blanket)
- Screening on malnutrition
- Treatment of malnutrition

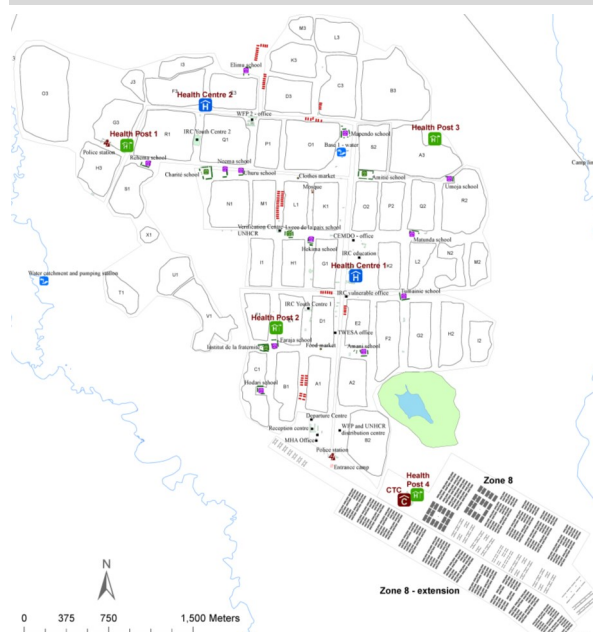
#### WASH

- Water trucking and distribution
- Rehabilitation boreholes/network
- Construction of sanitation facilities
- Hygiene promotion

#### CAMP COORDINATION

- Coordination of all activities

### Geographic snapshot



<b>Location</b>	Kigoma region—Tanzania
<b>Camp Size</b>	26 km <sup>2</sup> boundaries - 13 km <sup>2</sup> habitable*
<b>Internal subdivision</b>	9 Zones Each zone divided into neighborhoods
<b>GPS coordinates</b>	-4.23850400 / 30.3913703
<b>Authority</b>	Ministry of Home Affairs (MHA) - Government of United Rep. of Tanzania

### Key figures

<b>Partners</b>	19 partners in 11 sectors
<b>Camp area per individual</b>	Avg. 100 m <sup>2</sup> per person
<b>Ratio primary health facilities / person**</b>	1 post : 32,500 persons 1 centre: 65,000 persons
<b>Ratio water availability</b>	Avg. 10 liters/person/day
<b>Ratio latrine / person</b>	1 : 26 persons (zone 8)
<b>Ratio shower / person</b>	1 : 79 persons (zone 8)

### Shelter types for new arrivals



#### Emergency tents and individual shelters

3,500 tents and individual shelters constructed to host the newly arrived refugees. More shelters under construction.



#### Emergency 4-unit shelters

About 600 emergency 4-unit shelters constructed so far. Each shelter hosts 4 families in individual units separated by plastic sheeting.



#### Existing buildings

Schools, churches, youth centres and other buildings are used to temporarily accommodate refugees.



#### Emergency mass shelters

About 120 mass shelters built to accommodate the rapidly growing number of Burundian refugees. Each shelter hosts between 150 – 200 individuals.

