



On 14-Oct-2015

131	Inds Arrived (new) in Country
379	Inds Biometrically Registered
98	Inds Reg'd (Household Level)

Burundians (Influx) in Camp/TC/RC

		
Nyarugusu Camp	98,536	33,177
Nduta Camp	6,430	958
Lumasi TC	142	57
Kagunga/Other RC	-	-
Total	105,108	34,192

142 Individuals are in RC/TC Pending Relocation to Camp

Areas of Origin (Biometric Reg)

Origin Country	Province	Female	Male	Total	%
Burundi	Makamba	27,533	26,241	53,774	52%
	Bururi	5,973	6,021	11,994	12%
	Rutana	3,716	3,804	7,520	7%
	Muyinga	2,903	2,546	5,449	5%
	Ruyigi	3,409	3,207	6,616	6%
	Bujumbura Mairie	1,434	1,757	3,191	3%
	Bujumbura Rural	1,280	1,211	2,491	2%
	Gitega	977	1,418	2,395	2%
	Kirundo	1,147	1,094	2,241	2%
	Karuzi	743	1,258	2,001	2%
	Cankuzo	829	840	1,669	2%
	Ngozi	452	430	882	1%
	Cibitoke	242	243	485	0%
	Bubanza	196	221	417	0%
	Kayanza	181	193	374	0%
	Muramvya	136	170	306	0%
	Mwaro	69	83	152	0%
Congo DR	Sud Kivu (ADM1)	637	700	1,337	1%
	Nord Kivu	18	25	43	0%
	Katanga	7	8	15	0%
	Kasai Oriental	0	3	3	0%
	Bas Congo	1	1	2	0%
	Kinshasha	0	1	1	0%
Rwanda	Butare	7	0	7	0%
	Kibungo	0	1	1	0%
Total		51,890	51,476	103,366	100%

Age & Gender Breakdown (Biometric Reg)

Age Cohort	Female	Male	Total	%
0-4 Yrs	9,997	10,127	20,124	19.0%
5-11 Yrs	11,740	11,822	23,562	23.6%
12-17 rs	8,558	8,584	17,142	17.4%
18-59 Yrs	20,363	20,019	40,382	37.7%
=>60 Yrs	1,232	924	2,156	2.1%
Total	51,890	51,476	103,366	
	50.2%	49.8%		

Pop of Concern in Camps

Origin	Pre-Influx	Influx	Total	%
Burundi	3,338	104,966	108,304	62.9%
Congo (DR)	62,203	1,401	63,604	37.0%
Rwanda	83	8	91	0.1%
Uganda	18		18	0.0%
Sudan	9		9	0.0%
Kenya	8		8	0.0%
Others	63		63	0.0%
Total	65,722	106,375	172,097	


UNHCR Tanzania
Registration Section

106,375

Total
(Arrivals in Camp)

103,366

Registered
(Biometrics)

3,009

Pending
(Biometrics)

165,667

Nyarugusu Pop
(Pre-Influx + Influx)

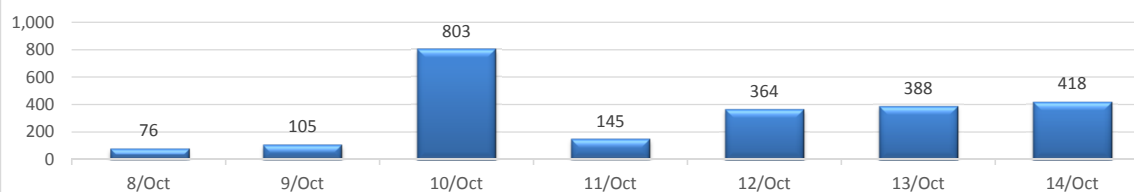
6,430

Nduta Camp Pop
(Influx)

172,097

Total Pop
(Nduta & Nyarugusu)

Arrivals in Camp (last 7 days)



Arrivals in Camp by Week

