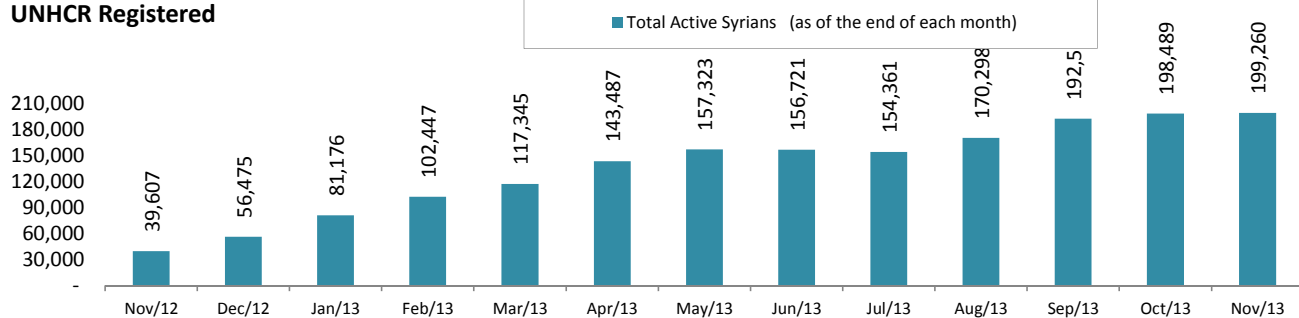
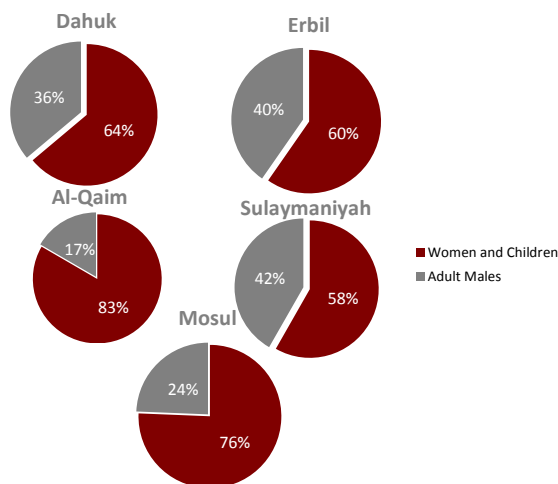
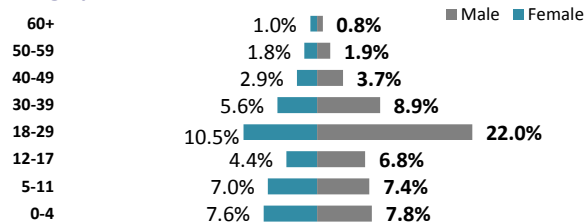


UNHCR Registered



This profile is based on **167,324** proGres registered persons
and **32,661** level 1 registration (new camps population)
The total is **199,985** individuals

Demographic Breakdown



Location of the Registration

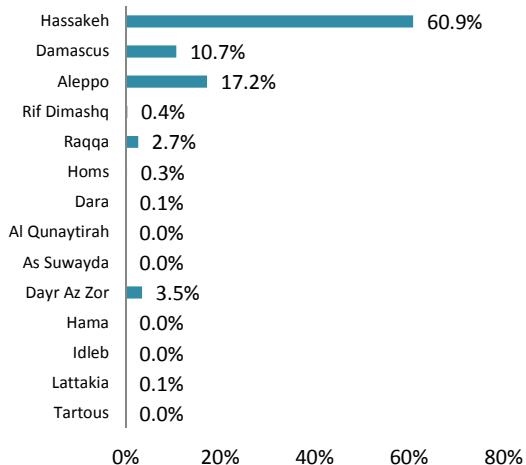


Governorate	Persons	Households	% Total
Dahuk*	101,301	35,285	50.7%
Erbil	70,991	25,059	35.5%
Sulaymaniyah	21,595	9,055	10.8%
Anbar	5,063	1,262	2.5%
Mosul	190	53	0.1%
Other	845	335	0.4%
Total Iraq	199,985	71,049	100.0%

* Includes Syrians registered in Domiz Camp

** Only age and gender break down, name of the head of household, and vulnerabilities are captured

Place of origin



Camps

Camps	Persons	House holds
Domiz**	45,000	10,000
Al-Obaidi Camp	1,984	417
Kawergosk Camp	13,137	3,565
Darashakran Camp	4,358	913
Qushtapa Camp	3,752	829
Arbat Camp	2,726	813
Akre	2,560	813
Qasrok	164	74
Zakho	395	121
Basirma Camp	2,759	647
Gawilan	2,810	834
Total	79,645	19,026

** 86,796 Syrians are registered at Domiz camp, however the camp population is estimated to be approximately 45,000.